

I hope you get to spend quality time
with your family this summer.

Happy Summer Holidays!

SUMMER IS A TIME FOR
RELAXATION, PRODUCTIVITY,
AND LEARNING. WHILE ENJOYING
AND RELAXING, MAKE AN EFFORT
TO LEARN NEW THINGS AND
EXPLORE OPPORTUNITIES.
ENGAGE IN ACTIVITIES TO KEEP
SKILLS SHARP AND ENHANCE
CREATIVITY. HAVE FUN, RELAX,
AND RETURN REFRESHED.

FOR THE PARENTS

SUMMER VACATIONS ARE HERE. A FEW VITAL SUGGESTIONS ARE LISTED BELOW TO MAKE THE VACATIONS MORE EXCITING AND FRUITFUL THAN EVER BEFORE:

- KEEP AT LEAST HALF AN HOUR A DAY FOR SHARING EXPERIENCES WITH YOUR CHILD.
- ENCOURAGE YOUR CHILD TO SPEAK IN ENGLISH.
- FIX ONE HOUR IN A DAY WHEN YOU COMMUNICATE WITH YOUR CHILD IN ENGLISH.
- TELL YOUR CHILD DIFFERENT STORIES REGULARLY AND ENCOURAGE HIM TO DESCRIBE WHAT HE/SHE WOULD DO IN A SIMILAR SITUATION. HERE ARE A FEW SUGGESTED TITLES
 - RED RIDING HOOD
 - PINOCCHIO
 - THE HERON AND THE HUMMINGBIRD
 - THE EMPEROR'S NEW CLOTHES
 - BAMBI AND THE PRINCE OF THE FOREST

ENJOY NATURE

To relax and rejuvenate yourself we have recommendations of some movies that will interest you. It is available on YouTube.

A few of them are -

- -Finding Nemo
- -The Good Dinosaur
- -The Lion King
- -Jungle Book
- -The Little Mermaid

- **RESTRICT HIS/HER SCREEN TIME AND PHONE OR TELEVISION WATCHING, CONFINING IT TO INTERESTING CHILDREN'S PROGRAM, CARTOON FILMS, DISCOVERY CHANNEL, ETC.**
 - **TO IMPROVE THE FORMATION OF LETTERS, MAKE YOUR CHILD WRITE A PAGE DAILY IN ENGLISH CURSIVE AND HINDI. MAKE SEPARATE NOTEBOOKS.**
- **DEVELOP SELF HELP SKILLS: DRESSING UP AND EATING PROPERLY, THROWING WASTE IN THE DUSTBIN.**
 - **MAKE THEM UNDERSTAND THE IMPORTANCE OF CLEANING HIS ROOM AND PUTTING AWAY TOYS AND BELONGINGS (BOOKS, NOTEBOOKS, STATIONERY) AFTER USE.**
 - **TAKE YOUR CHILD OUT FOR PICNICS AND TO PLACES OF HIS/HER INTEREST. ASK HIM/HER TO MAKE A NOTE OF ALL THE PLACES HE/SHE VISITS AND THE THINGS HE/SHE SEES SO THAT HE/SHE IS ABLE TO DISCUSS THE EXPERIENCE IN CLASS AFTER THE VACATION.**



COGNITIVE LANGUAGE WRITING



CREATIVITY



EMOTIONAL & SOCIAL



MEDIA LITERACY



ACTIVE LISTENING



**PROBLEM SOLVING &
CRITICAL THINKING**



Let's Talk

I agree
with you because...

This
reminds
me of...

What
I heard you
say was...

I learned
that...

Could you please
tell me
more
about...

I'm
surprised
that...

I noticed
that...

According
to the text...

Could you
explain your
answer?

This
makes me
wonder
about...

I understand
what you are saying,
but I think...

I figured
out that...

I would like to
point out...

I think the
author is
trying to
say...

This makes me
think about...

Could you
show me?

Animal Walks

Frog Jump



Key Points

- Squat down like a Frog
- Jump as high as you can
- Repeat this across the room

Bear Walk



Key Points

- Extend legs straight
- Head down

Crab Walk



Key Points

- Bottom up for level stomach as the child is able
- Feet under knees

Caterpillar Crawl



Key Points

- Start in downward dog
- Walk hands out to plank
- Walk feet up to downward dog

Kangaroo Jump



Key Points

- Feet together
- Hands to chest
- Small jumps with both feet
- Jumps with hands stationary

EVS

ART INTEGRATION

1. Collect all the pencil shavings you produce in the vacation and utilize them to make a Greeting card.
2. Paste pictures of the timeline and chronology of your age on A4 sheet
Or
Paste pictures of important events (like Birthdays, festive celebrations etc) you have with your family and friends on A3 sheets.
3. Paste pictures of important events (like Birthdays, festive celebrations etc.) you have with your family and friends on A3 sheets

EVS ASSIGNMENT

MAKE A SEPARATE THIN NOTEBOOK FOR ASSIGNMENT.

1. Your parents work hard for you. You must also help them. Decide and write five ways by which you can help your parents. This will make them very happy. Also write what is it that you love the most about the following members of your family in separate thin notebook?

- (a) Mother - _____**
- (b) Father- _____**
- (c) Sister- _____**
- (d) Brother- _____**
- (e) Grandparents - _____**


2. Write your experience about summer vacation in your own words in separate notebook-

PERIODIC TEST PREPARATION

1. LEARN THE CHAPTER-1 AND 2 FOR PERIODIC TEST.



SCIENCE MODEL



MODEL - 1

https://in.pinterest.com/pin/709879960041716233/feedback/?invite_code=22504f2e1eee40b5a03903ed9c42c256&sender_id=759630799556369472

MODEL - 2 <https://pin.it/5ddUWJhpe>


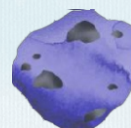



MODEL - 3

https://in.pinterest.com/pin/678706606346710612/feedback/?invite_code=cc14be8dc24948e7a7ea81573bf89a6e&sender_id=759630799556369472



MODEL - 4

https://in.pinterest.com/pin/763289836872263080/feedback/?invite_code=37378dbc731e43708a97c7404aee82c9&sender_id=759630799556369472



ENGLISH

WORKING MODEL ON ADJECTIVES.

1. CHOOSE YOUR NOUN - SELECT A NOUN FOR YOUR MODEL. IT COULD BE ANYTHING YOU LIKE, SUCH AS 'DOG', 'CAT', 'HOUSE ETC.
 2. CREATE YOUR MODEL - DRAW AND CUT OUT A LARGE PICTURE OF YOUR CHOSEN NOUN FROM CARDBOARD. FOR EXAMPLE, IF YOU CHOOSE 'DOG', DRAW AND CUT OUT A BIG DOG SHAPE FROM CARD BOARD.
 3. ADD ADJECTIVES - WRITE DOWN AT LEAST FIVE ADJECTIVES TO DESCRIBE YOUR NOUN. FOR EXAMPLE, IF YOUR NOUN IS 'DOG', YOUR ADJECTIVES COULD BE 'FLUFFY', 'FRIENDLY', 'BROWN', 'PLAYFUL' AND 'LOYAL'.
 4. DECORATE YOUR MODEL - USE COLOURED PENS OR MARKERS TO DECORATE YOUR NOUN ACCORDING TO ADJECTIVE YOU'VE CHOSEN. FOR EXAMPLE, IF ONE OF YOUR ADJECTIVE IS 'BROWN', COLOUR YOUR CARDBOARD DOG BROWN.
 5. PRESENTATION - PRESENT YOUR ADJECTIVE MODEL TO YOUR CLASS AFTER THE HOLIDAYS.
- 
- 

READING

BOOK REVIEW OF ANY 1 BOOK IN SCRAPBOOK.

- YOUR NAME IS A SONG
- ONE AMAZING GOLDFISH

- THE SEVEN TREASURE HUNTS
- PETER & ERNESTO SERIES
- TEN WAYS TO HEAR SNOW





VOCABULARY ENRICHMENT

Word of the Day : Choose one word from the list below each week. Write it in your Vocabulary book (small book) and find out its meaning. Try to use it in a sentence.

- Adventure
- Enormous
- Fascinating
- Mysterious
- Courageous

PERIODIC TEST PREPARATION

Periodic Test Preparation

Fitzroy Reader -- Students have to prepare story 21X – Living on Puddle Farm. (Question & answers, fill in the Blanks, Word meanings and sentenced making)

Grammar -- Punctuation marks, Question making and comprehension.





1. Learn tables from 2-10.
2. Learn and write ordinal numbers from 1-24. (in the scrap book)
3. Prepare the following model as per your roll numbers and make your vacation's learning with fun.
4. Do chapter assessment given on mathematics book page 49.
5. Prepare Unit - 1 & Unit - 2 for class assessment.



ROLL NO. 1 - 10

MULTIPLICATION TABLE WHEEL

Link: <https://www.youtube.com/watch?v=tlZp-WfOhdg>

ROLL NO. 11 - 20

ADDITION MACHINE

Link: <https://www.youtube.com/watch?v=c7y8s1XzkWo>

ROLL NO. 21 - 32

APPLE TREE ADDITION MODEL

Link: https://www.youtube.com/watch?v=7_MsiZNfkk0



ART

Roll No. 1 - 16

Materials:

Fish cut outs

colorful small circles cut out

Paper plate (colored) if not color it by
poster colors

Plastic sheets or clear acetate sheet

String and celo tape, Glue, scissors

Instructions:

Please refer to the

Link: <https://pin.it/2kmlmxUzg>



ROLL NO. 16 -32

Materials:

A4 Sheets (blue, yellow, white red black)

Glue and scissors

Instructions:

Please refer to the link

[HTTPS://PIN.IT/4RIPP7XRG](https://pin.it/4RIPP7XRG)



HINDI

1. सभी छात्र अपनी कार्य पुस्तिका में करे साफ और सुंदर पाँच मुलेख करे ।
2. <https://pin.it/1QQHywbmy>
दिए गए लिंक की सहायता से मात्राओं की खिड़की का प्रोजेक्ट बनाए।



COMPUTER LITERACY

Make a collage on a chart paper where you find the uses of “Artificial Intelligence” in day to day life.

Write few lines explaining “WHAT, WHERE AND HOW???” artificial intelligence is beneficial to us in our daily lives.



A PROMISE TO YOUR TEACHER!

Summer
SCREEN TIME
CONTRACT



HAVE YOU

- Brushed Your Teeth
- Eaten Breakfast
- Brushed Your Hair
- Made Your Bed
- Gotten Dressed
- Completed Chores

GREAT, Now You Can Start Earning Screen Time.
For every 30 minutes you spend doing one of these activities,
you can earn 15 minutes of screen time.

- Read a Book
- Exercise Your Creativity (Draw, Paint, Journal, Make a Craft)
- Build Something (Legos, Blocks, A Fort)
- Play Outside
- Work in Your Summer Workbook
- Play a Board Game
- Listen To Music/ Have a Dance Party



LET'S BE A
RAINBOW
IN SOMEONE ELSE'S CLOUD



THANK **YOU!**