

## SUMMER, SUMMER

Summer, summer ,  
I'm so glad you're here!  
Summer, summer ,  
Let's give a cheer!  
Summer, summer ,  
I'll meet you at the park  
Summer, summer ,  
Let's stay up till dark!



## ENGLISH

### Reading:

- (i) Passage 1 - Workbook (worksheet 2.4)
- (ii) Passage 2 - Workbook (worksheet 3.4)
- (iii) Close Reading passage - Workbook (worksheet 3.5)  
Refer Coursebook (page no. 30) for the passage.

### Jolly Grammar :


- (i) Places (proper Nouns) (page no. 21)
- (ii) <less> (page no. 34)
- (iii) <able> (page no. 36)
- (iv) Prefixes (page no. 65)

### Writing :

- (l) Paragraph Writing (page no. 27 and 29)  
Jolly Grammar book.

### Activity :

Create 3 Vocabulary Enrichment (VE) cards. Refer to the image shared below.



## HINDI

- (i) 10 पेज सुलेख लिखिए।
- (ii) 1 से 20 तक की गिनती का चार्ट बनाइए।

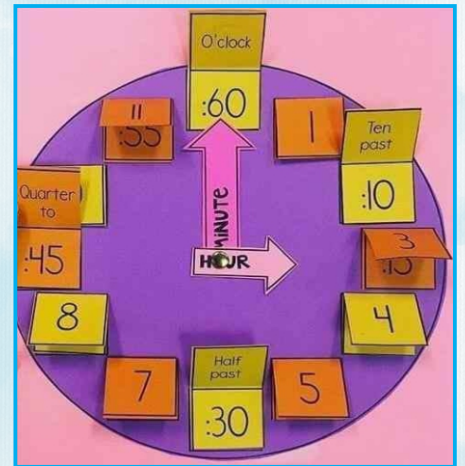
उदाहरण :- १-एक

२-दो

## MATHEMATICS

- 1. Learn tables 2 to 12.
- 2. REDUCE, REUSE AND RECYCLE  
Prepare a Roman clock. Represent the numbers 1 to 12 in clock by Roman Numerals.

Hint :- (Collect the best out of waste materials and prepare a clock using A3 thick sheet as shown in the picture.)



- 3. Make 2 puppets of your choice using 2D geometrical shapes.




## EVS

### 1) Activity: Exploring Seeds

**Instructions: Collecting Seeds:** Gather five different types of seeds from your kitchen. You can choose from a variety of seeds such as mustard seeds, cumin seeds, fenugreek seeds, sesame seeds, and many more.

**Presentation:** Place each type of seed in a transparent small pouch to showcase its unique characteristics. Then, neatly paste these pouches onto an A4 size sheet. You can choose any color for the sheet according to your preference.

**Labeling:** Don't forget to label the seed name, write your name, class, roll number, and section clearly on the sheet. This will help us identify your wonderful work!



**\*Note:\*** We have attached a sample photograph for your reference. This activity not only enhances your observation skills but also deepens your understanding of the plants we rely on for food and flavor.

We look forward to seeing your creative holiday homework..

2) Collect 5 different types of fabric and paste them in your EVS notebook. Mention if they are made up of natural or synthetic fibre.

3) **FUN ACTIVITY Recycling of Papers:** Recycling is the process of converting waste materials into new materials and objects. As a society, we have come up with amazing ways of recycling almost everything. Those that we found hazardous for the planet, we have banned or minimize the use of.

So, let's recycle:



**Let's recycle some old newspaper and make a paper mache bowl.**

**What you will need:**

- A few sheets of newspaper,
- 2 plastic bowls,
- 2 table spoons of flour and some water.

**What to do:**

- Tear the newspaper into thin strips as shown.
- In one plastic bowl mix flour with two tablespoons of water to make a glue.
- Dip one strip of paper at a time into the glue and layer the bowl.
- Let the first layer dry before you make a second one.
- When both the layers are dry remove the plastic bowl.
- Paint and decorate your paper mache bowl.

## COMPUTER

Make a poster using TUX Paint on any one of the following topics:

1. Save environment
2. Cyber security
3. Uses of computer



## ART

KEEP YOUR CHILD'S BRAIN ACTIVE OVER BREAK WITHOUT THEM KNOWING THEY ARE DOING HOMEWORK.

### RAINBOW CHIME ACTIVITY OR PENCIL SHAVING PASTING

Activity 9  
**Rainbow Chime**


**Step 1**  
Make 1/2 an oval onto a piece of cardboard. Trace and cut 6 pieces and place them one over the other.

**Step 2**  
Paint the arches in the colours of the rainbow as shown in the picture. Stick the similar sizes together with a string of beads through them.

**Step 3**  
Paste small bells at the ends of the arches and hang them on the window and listen to the music of the rainbow chime.

9







HAVE A GREAT **SUMMER** VACATION!



THANK **YOU!**