



**HURRAY! IT'S TIME FOR FUN
AND PLAY! IT'S TIME
FOR HOLIDAYS!!**

**SUMMERS ARE HERE WITH CHIRPING OF BIRDS,
THE HOT AIR FLOWING THROUGH THE BAY,
COOLING DRINKS ONE SOME RESPITE,
TO MAKE SOME PLAY SOME WAY,
SUMMERS ARE THE TIME TO CHILL,
WITH SOME AWESOME THRILL,
SUMMERS ARE TIME TO RELAX,
ENJOY YOUR SUMMER BREAK!**



ENGLISH

Reading:

Passage- workbook worksheet 2.4 workbook worksheet 4.4
Close Reading Passage- Workbook (worksheet 3.5) for passage
kindly refer to Main Coursebook page number 32.

Grammar:

<mega-> <micro> (page no. 26 and 27)

<super> (page no. 29 and 30)

<post> (page no. 35)

Prepositions (page no. 40)


Writing:

Workbook (worksheet 2.3)

Workbook (worksheet 4.3)

Activity:

Create 5 Vocabulary Enrichment Cards(VE Cards). Refer to the image shared.



HINDI

ग्रीष्मकालीन गृहकार्य कक्षा 4

1. क्रियात्मक गतिविधी संज्ञा और उसके भेद

<https://images.app.goo.gl/SD6QPCQvnB7fQgAMA>

गतिविधी के लिए ऊपर दिए गए लिंक का प्रयोग करें।

2. सोपान पाठ - 3 बाबा आमटे व्याकरण-वर्ण विचार याद करें।

MATHS

1. Learn tables from 12 to 20.

2. Take one cutout of any shape on a colourful A3 sheet.
(Butterfly, geometrical shape, hut, tree, smiley etc).

Fold the shape in two equal parts.

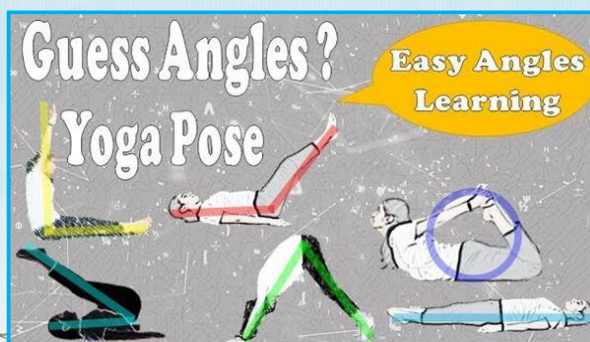
On one part put two three drops of water colour and
blow using straw.

Fold the shape and observe the symmetry.

Ref. <https://www.youtube.com/watch?v=MUvYR6i-mTY>

3. Yoga is the best gift to health given by the Indians.

The entire world is benefiting from it. Maths plays a vital role
in the yoga asanas. Ref.



SCIENCE

1. Explore the internet for information on breathing invertebrates and invertebrates.

Make a report with your findings. Also paste relevant pictures for your findings. Do it on A4 coloured sheet. (Write in 50 words)

OR

Write names of any 10 diseases. Segregate them into communicable and non-communicable diseases. Write their causes and prevention. Paste pictures of the diseases also. Follow the given table format for it.

| Name of the disease | Communicable/non communicable disease | Cause | Prevention |
|---------------------|---------------------------------------|-------|------------|
| | | | |
| | | | |
| | | | |

2. Make a 'Robotic hand'. Follow the given link for making it.

https://youtu.be/_-cTge2mZLs?si=tCQ-k7iqPRYkMHcY

SST

LET'S PEEP OUTSIDE THE GLOBAL WINDOW:

a. Let's play the ATLAS game (for all the students)

Flip through the pages of the Atlas and find out the following:

| S.No. | Country | Capital | Latitude | Longitude | Currency | Flag | Language spoken | Sport | Famous Sports person |
|-------|------------------------------|---------|----------|-----------|----------|------|-----------------|-------|----------------------|
| 1. | GREENLAND | | | | | | | | |
| 2. | SAUDI ARABIA | | | | | | | | |
| 3. | DEMOCRATIC REPUBLIC OF CONGO | | | | | | | | |
| 4. | THE PRAIRIES | | | | | | | | |

Make this table neatly on A-4/A-3 size sheet and paste pictures if needed.

b. Create a Travel Brochure of a Country Prepare a brochure with travel information of the country given as per your roll no.

The brochure must have the following information: brief summary of the place with important highlights

- major cities/towns, well-known tourist-spots
- entertainment - museums, theatres, markets, etc.
- major attractions - festivities, events, shopping festival, etc.
- languages spoken, food and clothes historic sites and landmarks, recreational activities-parks, zoo, sports etc.
- flora and fauna

Some Essential Tips

- Write brief details and mention only relevant information.
- Ensure that the information provided in the brochure is authentic.
- Ensure that the brochure has proper punctuation marks, correct spellings and correct grammar usage.
- Attractive, clear and bright photographs will make the project appealing.

Roll no. 1-8 Greenland

Roll no. 9- 16 Saudi Arabia

Roll no. 17- 24 Democratic Republic of Congo

Roll no. 25 and above The Prairies

COMPUTER

1. Prepare a game on scratch software (any game).

or

Prepare a PowerPoint Presentation on "Uses of Technology in day-to-day life)

(NOTE:

- Minimum 20 slides should be there.
- Mention your name and class in ppt and in email also.
- Mail your ppt on: sadanaswati092@gmail.com)

2. Make small pocket dictionary for computer related terms.

(NOTE: For each alphabet find any 4 computer related terms and write 2 lines about them. Make a colourful and attractive dictionary)

संस्कृत

विषय -संस्कृत - कक्षा - 5 ,

1 - छात्र 11 से लेकर 20 तक संख्या संस्कृत में
चित्र सहित अपनी पाठ्य – पुस्तिका में लिख कर लायें ।

2 – छात्र पाँच अकारान्त पुल्लिंग शब्द एवं पाँच आकारान्त स्त्रीलिङ्ग
शब्द चित्र सहित लिखें ।

3 - छात्र 'बालक (अकारान्त पुल्लिंग) शब्द रूप अपनी पाठ्य
पुस्तिका में लिख कर लाएं ।

FRENCH

1. Make a picture collage on French salutations e.g.- Bonjour,
Bon après midi, enchanté etc.

Drawing and pasting are allowed!

Size of collage : A 4 sheet

Be creative and make a beautiful collage on your own!

2. Learn vocabulaire of leçon -1 and leçon-2

***BONNES VACANCES!**

GERMAN

Create a holiday themed vocabulary list with common German words related to Christmas, Easter or other holidays. You can use an online dictionary for help.

dict.cc

ART

KEEP YOUR CHILD'S BRAIN ACTIVE OVER BREAK WITHOUT THEM KNOWING THEY ARE DOING HOMEWORK.

OPTICAL ART

OR

SELF PORTRAIT

IMPORTANT:

1. A3 SIZED SHEET

2. CLEAN WORK WITH PROPER MARGIN LINES.

