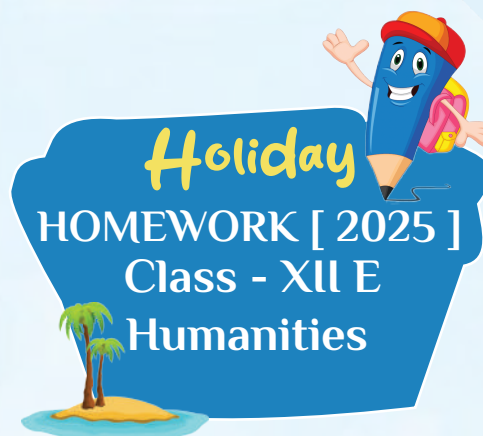


Holiday
HOMEWORK [2025]
Class - XII E
Humanities





ENGLISH

A: ALS Project (CBSE)

INSTRUCTIONS FOR MAKING THE PROJECT

- Cover page - the title of the project, school details and details of the student
- Certificate of Completion under the guidance of the teacher
- Objectives of the topic
- The project must contain at least 20-25 sheets
- Action Plan for the completion of assigned tasks (steps involved in doing the project)
- The 800-1000 words essay/report
- Student's reflections (what new learning experience/outcome you have achieved after completing the project)
- If possible, photographs that capture positive learning experience of the students (collages/pics from various online sources)
- The portfolio of project may include all the points given in each project
- Use sketch pens for headings and coloured pens for content.
- Use A4 size coloured /designer paper sheets for the project and after compiling everything it should be submitted in spiral binding / project file

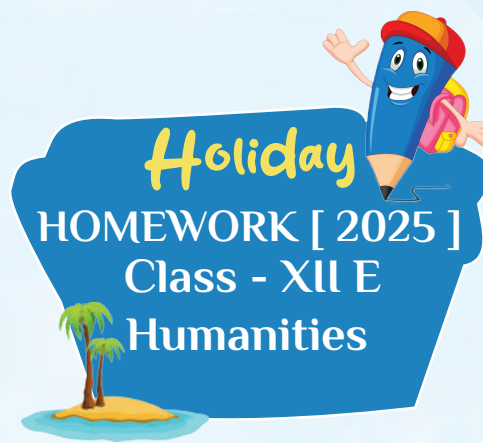
NOTE: THE PROJECT SHOULD BE HANDWRITTEN

MARKING SCHEME

- The marks allotted for ALS Project: 10 marks (5 for Project + 5 for Viva)
- **Choose any ONE from the topics given below.**
- Viva based on the project will be taken by the internal examiner.
- Your Project will not be judged on your artistic ability instead it will be judged on your:
 - Effort
 - Creativity
 - Quality of Writing
 - Attention to correct detail (as noted on this project sheet and on your grading rubric).

PROJECT 1: PLIGHT OF OLD AGE PEOPLE

1. Index
2. Acknowledgement
3. Certificate of Completion
4. Objectives
5. About the Poetess (with photos)
6. Poetess' Personal Experience – Common Paradox of Human Relationships
7. Portrayal of Sensational Separation between a Mother and a Daughter
8. Plight of Old Aged People: Ugly Truth about Old Age (with photos)
9. Reasons behind the need of Old Age Homes
10. Efforts for Stress-Free and Secured Life of Aged People
11. Visit to an Old Age Home (photos of some aged people living in such homes)
12. How to strike a Balance between Duties and Responsibilities of Children and Society
13. Role of Youth to Improve the Plight of Aged People
14. List of Resources/Bibliography (Last page of the project file)



PROJECT 2: CHILD LABOUR IN INDIA

1. Index
2. Acknowledgement
3. Certificate of Completion
4. Objective
5. Child Labour with reference to Lost Spring (summary)
6. Lives of other children like Saheb and Mukesh
7. Describe – Seemapuri (with pictures)
8. Hazards of Bangle making industry
9. Initiative against child labour by the Indian government and various NGOs
10. SOS (Save Our Souls) Children's Village in India
11. The Child Labour Prohibition and Regulation Act, 1986
12. Ways to eliminate child labour
13. Bibliography and References

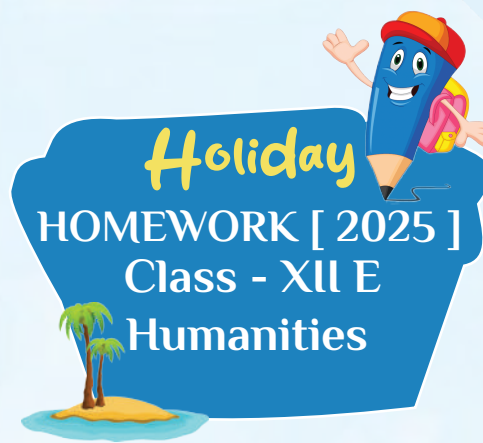
PROJECT 3: THE THIRD LEVEL

1. Index
2. Acknowledgement
3. Certificate of Completion
4. Objective
5. About the Author
6. Introduction
7. Theme
8. A Voyage Through 'Third Level' (Summary)
9. The Grand Central (Description)
10. Characters and their Yearning
11. The Enigma (mystery) of the Third Level
12. Escapism through Literary Landscapes
13. Escapism in the Realm of Reality
14. Personal Reflections
15. Conclusion
16. References and Bibliography

PROJECT 4: PATRIOTISM AND LINGUISTIC IMPORTANCE

1. Index
2. Acknowledgement
3. Certificate of Completion
4. Objective
5. Patriotism
 - a) Patriotism brings people together
 - b) Patriotism makes a stronger nation
 - c) A Patriotic spirit is one of fortitude and strength
 - d) Quotes on Patriotism
6. About the author
7. Patriotism as portrayed in The Last Lesson
8. The setting of the story
9. Maps of Alsace and Lorraine
10. Linguistic importance





11. Linguistic chauvinism
12. Human tendency of Procrastination
13. Main characters (brief description with pictures of each)
14. Summary of The Last Lesson
15. Glossary
16. References and Bibliography

B: PROJECT 5: VICTORIAN PERIOD, MODERN PERIOD, POSTMODERN / CONTEMPORARY PERIOD

Select any one period from the above. Research and compile the following for the topic selected, in a project file:

- General Introduction of the period
- Two eminent poets/writers (paste images of the poets and their work)
- Study two of their works in detail and cover the following:
 - a. Salient features of the literary work selected
 - b. Style of its writing
 - c. Contemporary influences

C: NOTE – To be done in the Pull out Worksheets of BBC

- BBC Worksheets should be attached with the respective topics.

Module 1: Assignment 2 (Page 06)

Module 1: Assignment 7 (Page 52)

Module 2: Assignment 9 (Page 95 – 1)

Module 2: Assignment 10 (Page 123)

- Prepare a collage related to the topic.
- Group Activity: Prepare a model based on the topic you have selected. The group should be able to explain the model they have prepared.

PREPARE THE PROJECT ON ANY ONE TOPIC AS PER THE INSTRUCTIONS GIVEN

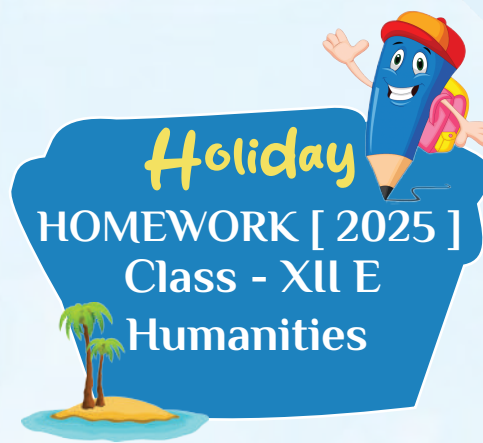
HISTORY

1) Prepare a project report on any one topic:

1. The Mysteries behind the mound of dead.
2. Mahatma Gandhi – A legendary soul.
3. The emerald city of Colonial Era
3. Vision of unity behind the first war for independence.
5. Help, Humanity, and Sacrifice during partition.
6. The process behind the framing of the Indian Constitution.
7. An Exploratory study to know the women who created history.

1) Mark the following on the political map of India

1. Harappan sites
2. Buddhist and Jain sites
3. 16 Mahajanapadas
4. Important towns of British India
5. Sites of the Revolt of 1857
6. Sites of important Congress sessions
7. Sites of National movement



2) Do the following from NCERT Textbook-Themes in Indian History Part-I & II

Source based paragraphs

Page No-4- What is described in 'How artifacts are identified?

Page No-7- Which most ancient system is described in the paragraph?

Page No-29-Give a detailed descriptions from the source-Inscriptions.

Page No-41-What is the theme in source-Prabhavati and the village of Danguna?

Page No-65-Who has been described as a tiger like husband.

Page No-93-Write the conversation with the brahamana in Therigatha.

Page No-123-In paragraph 'Travelling with the Mughal army, 'what was the experience of Bernier?

GEOGRAPHY

1. Geography Practical File

Topics to be covered:

- (i) Data and its sources
- (ii) Measures of central tendency
- (iii) Graphical representation of data
- (iv) Geographic Information System

File should have index, acknowledgment, certificate and bibliography.

2. Prepare a power point presentation.

Instructions to prepare the PPT:

- (i) Student must make the presentation as per the topics given to them.
- (ii) All the topics should be covered from the chapter and notes given to them in the notebooks.
- (iii) Prefer to keep the tables and maps in the presentation from the NCERT book only.

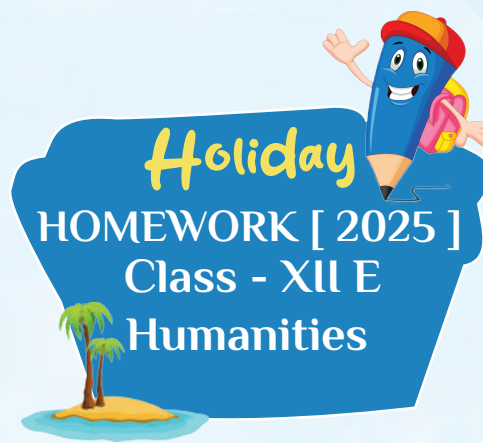
POLITICAL SCIENCE

PROJECT WORK



General Instructions:

1. Each student must prepare a project based on the topic allotted according to the roll number.
2. The project must be done in your handwriting using A4 ruled sheets and compiled in a soft-bound folder.
3. Include the following sections in your project (clearly labelled):
 - Cover Page (Name, Roll Number, Class, Topic, and School)
 - Acknowledgement
 - Index



- Introduction
 - Main Content (with headings/subheadings, analysis, facts, and illustrations if needed)
 - Conclusion
 - Bibliography (mention books, websites, newspapers used)
4. Use headings and subheadings wherever necessary and maintain clarity and neatness.
 5. Plagiarism is strictly discouraged. Content should reflect your understanding and research.
 6. Students must use primary and secondary data (e.g., newspaper clippings, government reports, international agency documents, interviews).
 7. Critical analysis, presentation, and personal insight will carry weight in the assessment.

ECONOMICS



I ASSIGNMENT CH - NATIONAL INCOME II. PROJECT WORK

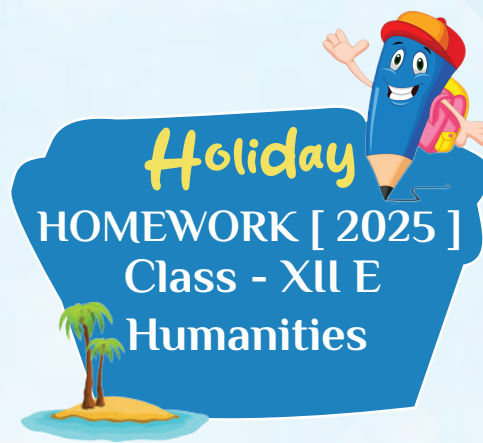
MAKE A PROJECT ON [ANY ONE] OF THE FOLLOWING TOPICS-

1. Central Bank
2. Government Budget
3. Balance of Payment
4. Sustainable Development
5. Employment
6. Rural Development
7. Digital India
8. New Economic Policy
9. Human Capital Formation
10. Demonetisation

NOTE-THE PROJECT SHOULD INCLUDE THE FOLLOWING POINTS-
MEANING
HISTORY
TYPES
FUNCTIONS
PICTURES/FLOWCHARTS
GOVERNMENT MEASURES
SOLVED NUMERICALS [IF ANY]

THE PROJECT SHOULD BE BASED ON RESEARCH WORK AND SHOULD BE OF 20 - 22 PAGES.





HINDI

[1] निम्नलिखित बिंदुओं के आधार पर प्रोजेक्ट तैयार कीजिये
परियोजना कार्य (प्रोजेक्ट वर्क)

1- विषय सूची

2- प्रस्तावना

3- प्रमाण पत्र

2-- आचार्य रामचंद्र शुक्ल का साहित्यिक परिचय लिखिए।

जन्म :मृत्यु : जन्म स्थान : मृत्यु स्थान :

माता -पिता :

साहित्यिक रचनाएँ :

साहित्यिक योगदान:

3- सूर्यकांत त्रिपाठी निराला का जीवन परिचय

जन्म :मृत्यु : जन्म स्थान : मृत्यु स्थान :

माता -पिता :

साहित्यिक रचनाएँ :

साहित्यिक योगदान:

[,4] समाचार पत्र लेखन :

प्रारम्भ

पहला समाचार:

पहला दैनिक समाचार

इतिहास

मूल्यांकन

[5] निम्नलिखित विषय पर [200] शब्दों में रचनात्मक लेख लिखिए।

[1] बेटी बचाओ बेटी पढ़ाओ।

[2] स्वच्छ भारत खुशहाल भारत।

[3] भारतीय विज्ञान के बढ़ते कदम।

[6] सरोज स्मृति किवता का भाव अपने शब्दों में लिखिए –

[7] "सूरदास की झोपड़ी " के आधार पर भैरों के चरित्र की विशेषता अपने शब्दों में लिखिए।

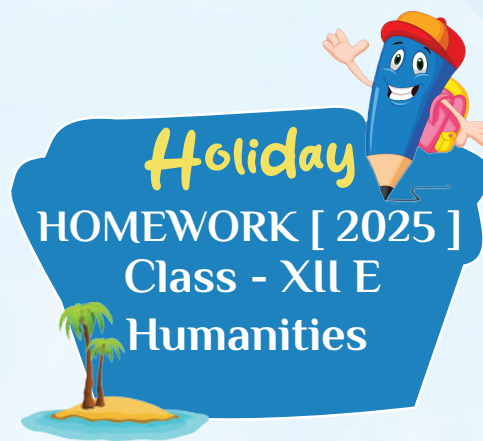
INFORMATICS PRACTICES

1. Prepare a Practical File based on MYSQL(Sql queries based on sql functions, Group by and Equi Join)

2. Project synopsis(Project Groups already informed and Projects assigned)

3. Worksheet on SQL functions.





PHYSICAL EDUCATION

1- Practical file : To prepare practical file one major game from these topics

Hockey, football, cricket ,volleyball ,basketball, with their History , fundamental skills, terminology, measurement , venue ,famous personalities national and international.

2- Yoga

History of yoga , write any 2 life style diseases with 4 asanas to cure Lufestyle disease included 4 standing 4 sitting and 4 lying with their procedure and advantage and disadvantages.

PSYCHOLOGY



ASSIGNMENT - PROJECT WORK

Dear students ,this HHA comprises of practical work . I expect you to complete it the way instructions have given.

PSYCHOLOGY PRACTICAL WORK –

*GENERAL HISTORY OF PSYCHOLOGICAL TESTING

TEST NO 1 - RSPM

TEST NO 2- MPI

INSTRUCTIONS /GUIDELINES-

To study the level of adjustment/personality/ aptitude of Class X students).

Introduction (a) Basic Concepts (b)Variables

Method -

(Note: As the data is to be kept confidential, the details of the subject may be given under a

Material

Brief description of the test (name of the test, author, year, psychometric properties, etc.).

Other materials (e.g., stop watch, screen, etc.).

Procedure

Process of test administration, such as rapport formation, instructions, precautions, actual conduct of test, etc.

• Scoring of the test

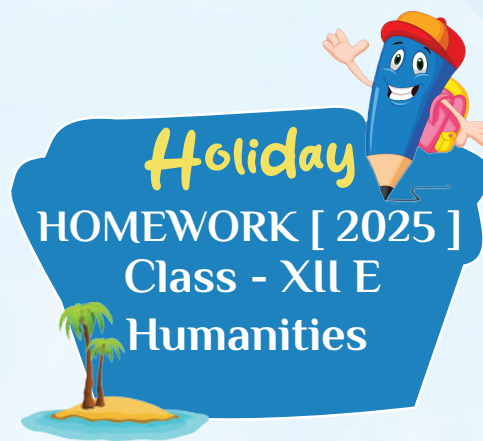
Preparation of graph etc. (if required).

1. Results and Conclusions

Describing subject's scores in terms of norms and drawing conclusions.

5. References

List the books, manuals and materials consulted on the topic.



HIND. MUSIC VOCAL

Make a project file of at least 10 pages of all questions which is given to you.

Chapter Name: Topic Name

Unit. 1.1 Alankar, Meend, Khatka

Unit. 1.2 Gram, Murchana

Unit 4.1 Jhaptaal Unit. 5.2 Raag Bhairav

How to make File. Must have • Cover page, • index page, • Brief introduction of the topic

PAINTING

Make 5 paintings in A3 size from each of the examples below.

1-Madhubani painting

2-warli art

3-Mandla art

4-Gond art

5-Jamini roy painting

