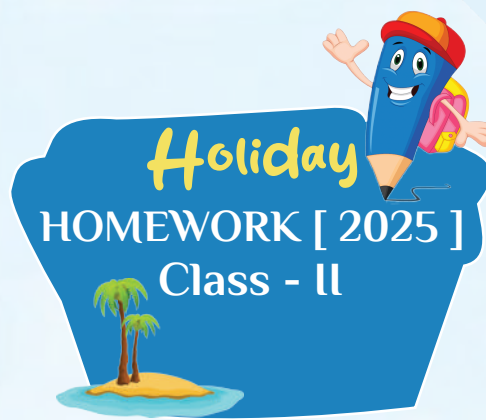



The Magic of Summer Days





SUMMER IS A TIME FOR RELAXATION, PRODUCTIVITY,
AND LEARNING. WHILE ENJOYING AND RELAXING, MAKE AN EFFORT
TO LEARN NEW THINGS AND EXPLORE OPPORTUNITIES.
ENGAGE IN ACTIVITIES TO KEEP SKILLS SHARP AND ENHANCE
CREATIVITY. HAVE FUN, RELAX, AND RETURN REFRESHED



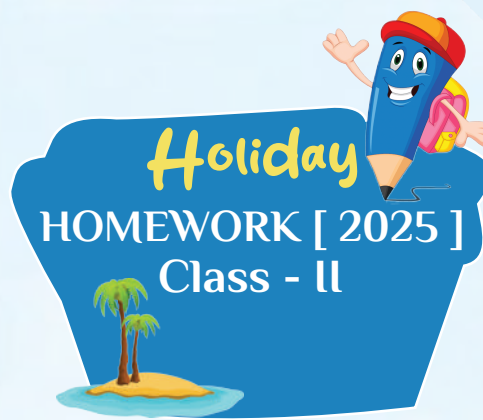


EVS

Dear Students,

**This holiday, you are going to become Green Superheroes!
Your mission is to explore the environment around you and
find ways to protect it. Get ready for an exciting adventure**





READING CORNER



Read a Story:

Find a storybook about nature, animals, or saving the Earth.

It could be about: A little seed that grows into a big tree.

Animals helping to clean up their home.

Kids learning to recycle.

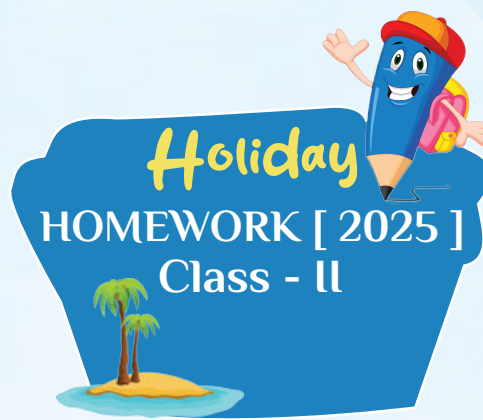
Writing Report:

After reading, write 2-3 lines in a separate thin notebook about: The name of the story.

What you liked most about the story.

One thing you learned about nature from the story.





EXPLORING CORNER



Nature Walk:

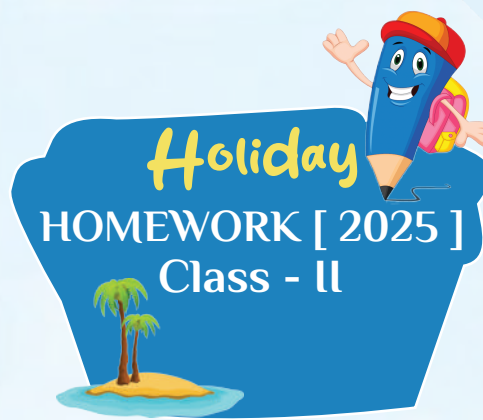
- 1) Go for a walk in a park, garden, or any green space near your home.
- 2) Exploring People and Places

Dear Students,

1) This summer, let's go on an adventure! During your holidays, you will meet new people and visit interesting places.

Your task is to explore and learn about them in a fun way.





INTRODUCTION



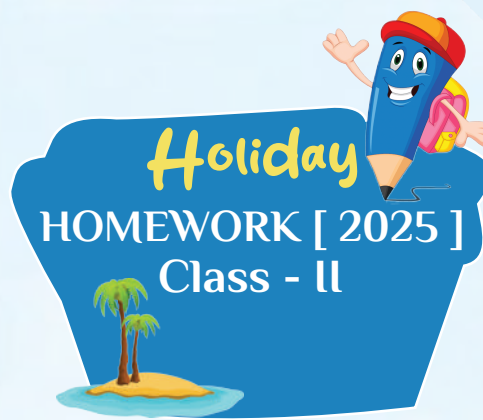
Draw and Color

Draw a picture of a place you visited during your holiday. It Can be a beach, a park, your village, a museum, a relative's House, or any special place.

Write a Few Sentences

Below your drawing, write 4-5 sentences on an A3 Sheet describing: 1) Where you went. 2) Whom you met. 3) What you saw or did there. 4) What you liked the most.





CREATIVE CORNER



Recycled Craft: Create something useful or decorative
Using recycled materials.

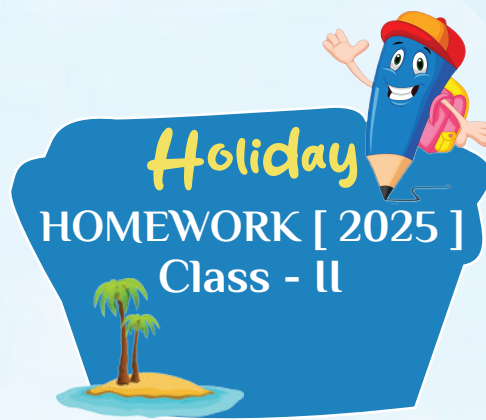
Science Model :

MODEL 1 - <https://pin.it/nugEEId6D1> (ROLL NO. 1 TO 10)

MODEL2- <https://pin.it/5ddUWJhpe> (ROLL NO. 11 TO 20)

MODEL3-<https://pin.it/65ayghGMC>(ROLL NO. 21 TO 30)

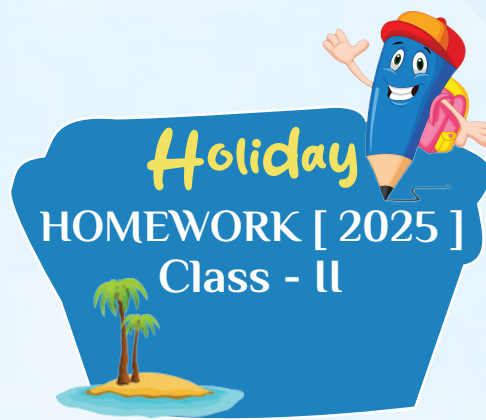




MATHEMATICS

Shape Up Your Knowledge

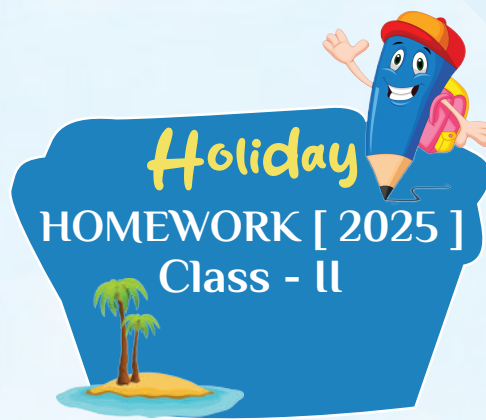




Reading Math Adventures

- Read one storybook that includes math adventures (e.g., counting, shopping, puzzles).- Suggested Book:
"The Grapes of Math" by Greg Tang or "
One Hundred Hungry Ants" by Elinor J. Pinczes.-
After reading, draw your favorite part
of the story and write 2–3 lines about it.

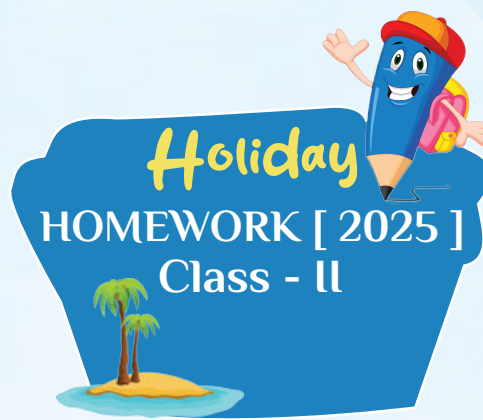




Explore :Real-Life Math

- Help your parents with shopping. Count and add the items in the cart.- Practice reading the price tags and calculate total amounts (with help).- Note down 5 items and write their prices and the total cost.





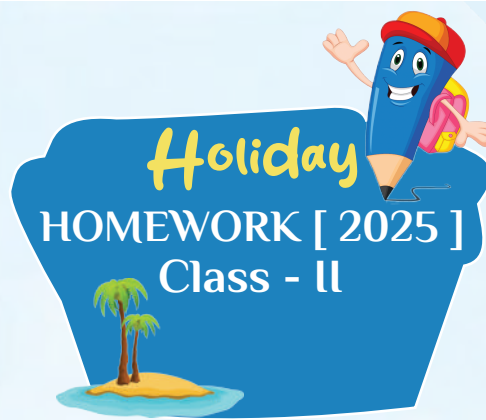
Creativity : Craft + Math

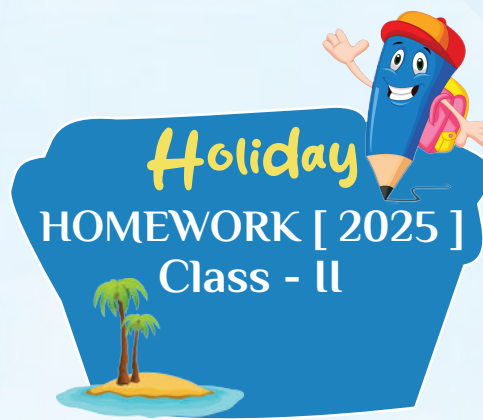
- Create a “Math Garden” collage using cutouts of flowers, leaves, fruits, etc.-Choose a number or math operation (addition, subtraction, multiplication).-On each petal, show different ways to represent or use that number.



Picture for reference

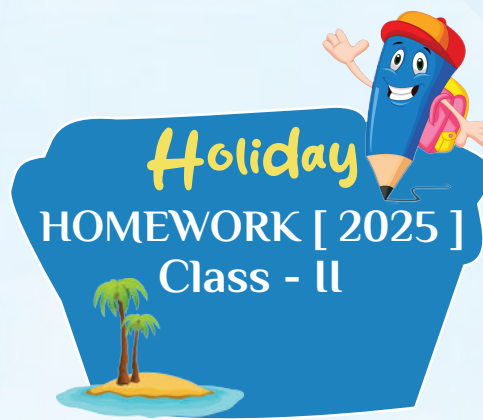






Q.1. As a part of our English Holiday homework, we would like our young learners to focus on reading and writing skills. Read the following short stories and answer the given questions in your scrapbook.



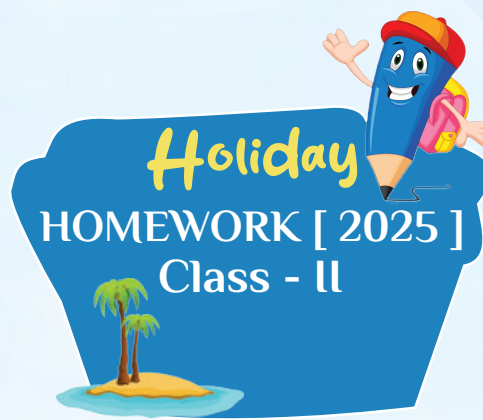


The Great Squirrel Slide

One sunny day in Acorn Park, Sammy the squirrel discovered a shiny, slippery slide. Curiosity got the best of him, and he climbed to the top. "Wheeee!" he squeaked as he zipped down, but instead of landing gracefully, he flew straight into a pile of leaves. His squirrel friends laughed, and Sammy popped his head out, wearing a leaf hat. From that day on, it became the "Squirrel Super Slide," and Sammy was its fearless leader!

Question: If you could create a playground for animals, what crazy and fun rides would you include?



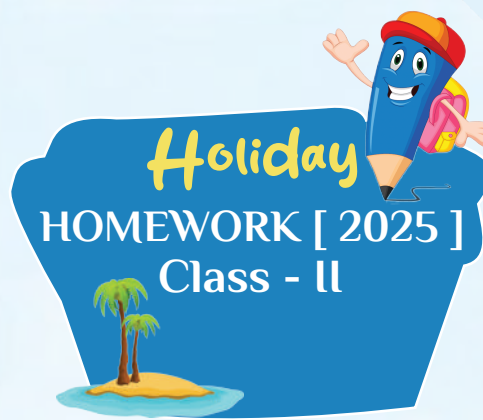


The Pizza That Roared

Max the mouse loved cheese pizza, but one day, he found a slice that was too big to drag home. So, he squeaked for help. Soon, an army of mice was pushing the pizza slice. Suddenly, the pizza moved on its own! The mice squeaked in fear until they realized that a sleepy cat had been napping underneath it. They dashed away, leaving the cat wondering why lunch was running off without him.

Question: If food could come alive for one day, which food would you want to be your friend, and what adventures would you have?





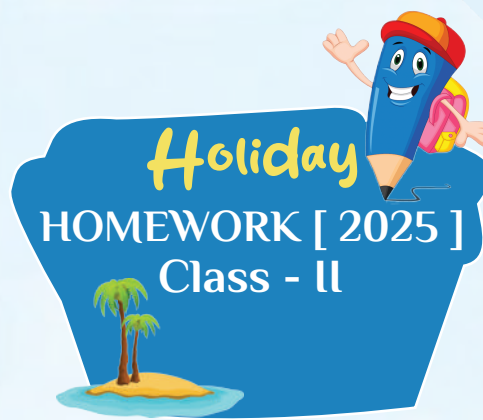
The Lost Sneaker Mystery

Lily couldn't find her favorite red sneaker. She looked everywhere in the closet, under the bed, even in the fridge! Her little brother, Timmy, giggled as she searched. Finally, Lily noticed something odd Timmy's stuffed bear was wearing the sneaker like a hat! Timmy admitted he wanted the bear to look "super cool." Lily laughed and made the bear a hat out of an old sock instead.



Question: If toys and clothes could talk, what do you think your favourite toy would say about its adventures when you're not around?



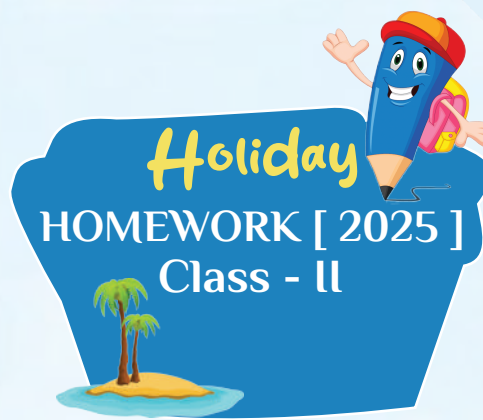


THE DANCING SPAGHETTI

Charlie was sure his spaghetti was alive. Every time he tried to take a bite, a noodle would jump off his fork and wiggle around. He even saw one crawl over his plate like a wiggly worm. Just when Charlie thought he'd have to call a noodle expert, he saw his cat batting at the spaghetti from under the table. Charlie laughed and gave the cat her own plate of wiggly noodles.

Question: Give a unique title for the above-mentioned story.



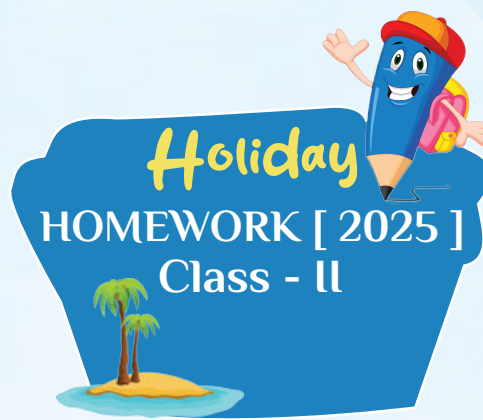


THE COW THAT MOOED BACKWARDS

Daisy the cow always mooed backward. Instead of "Moo," she said "Oom!" The other cows found it hilarious, but Daisy felt different. One day, Farmer Joe accidentally spilled some feed and Daisy's loud "Oom!" made him look around and catch the chickens sneaking the grains. Farmer Joe praised her, and from that day on, Daisy's backward moo became the farm's alarm system.

Question: Imagine if every animal spoke in a unique way (like Daisy's backward moo), what would a backward bark or purr sound like?



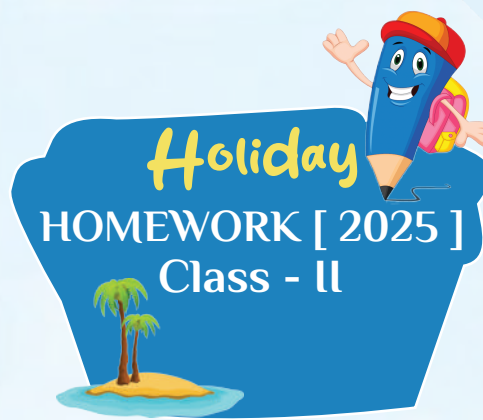


Q.2. My Magical Adventure!

Students have to imagine that they found a "Magic Door" in their backyard, classroom, or favourite place. When they step through it, they are transported to a brand-new world!

- * They need to write a short story (5–7 sentences) about their adventure.
- * Describe the world they enter: What do they see? Who do they meet? Are there talking animals, giant candy trees, or flying cars?
- * Include at least three describing words (adjectives) and one question they would ask someone or something they meet in that world.
- * Kids have to name their magical world and create a "Welcome Sign" with the name written creatively.
Kindly complete this work in the scrap book.





As part of our English holiday homework, we would like our young learners to explore adjectives creatively! Kindly help your child make one simple model, chart, or wall display on the topic “Adjectives”. They can:

List and illustrate different adjectives
(e.g., big, small, happy, blue, etc.)

Make a colorful chart showing adjectives describing a person, place, animal, or thing

Create a mini display using cut-outs, drawings, or pictures from magazines

Example:

Your child can draw a picture of a cat and write adjectives around it like: fluffy, cute, lazy, soft, white. They can do the same for a tree, a rainbow, or a house and many more!

Let your child use their creativity! This fun activity will help them understand how adjectives make our language more expressive.

Let your child enjoy learning with creativity!





Aster

Since 1994

Public School

Explore | Expand | Excel

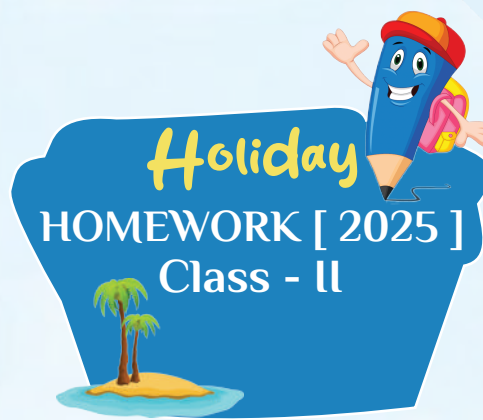
J-1, Delta-2, Greater Noida

Holiday

HOMEWORK [2025]

Class - II





पठन कौशल

छा नय मत प से पठन कौशल का अ यास कर

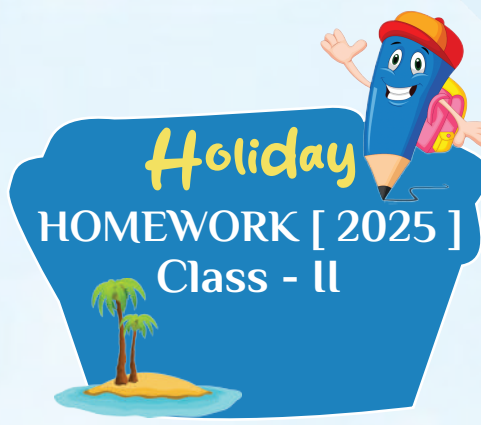
लेखन कौशल

छा 5 पेज राइ टग अपनी रफ कायपू तका म करा (

रचनात्मक कौशल

हद याकलाप





अनुक्रमांक 1 से 7 - राष्ट्रीय प्रतीक

Take a look! / <https://pin.it/6uuxlZxSN>

अनुक्रमांक 8 से 14 - विलोम शब्द

look at the vedio ! / <https://pin.it/6K2Rk0l53>

अनुक्रमांक 15 से 21 - वचन

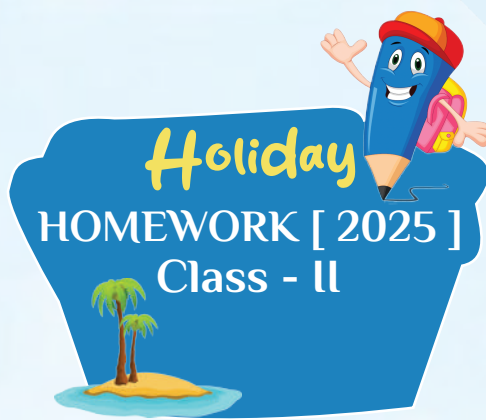
Take a look! / <https://pin.it/iCR5y5nUI>

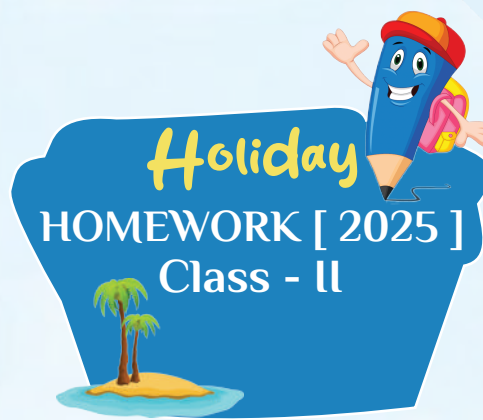
अनुक्रमांक 22 से 28 - संज्ञा

look at the vedio ! / <https://pin.it/5Dnc2J5NK>



Holiday
HOMEWORK [2025]
Class - II





Tape Resist Texture painting Materials:

Canvass board " 12 by 16"

Masking tape

Paint Brush

Poster color / acrylic paint

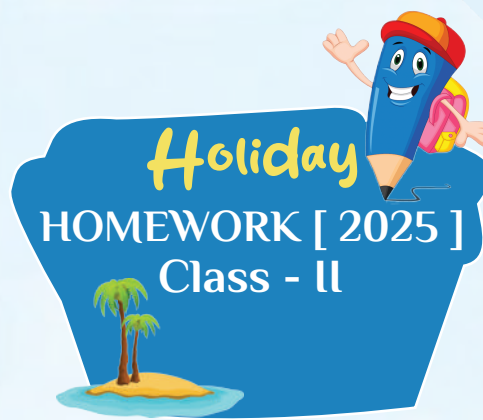
Instructions:

Please refer to the link below:


<https://pin.it/7p4ufcclx>

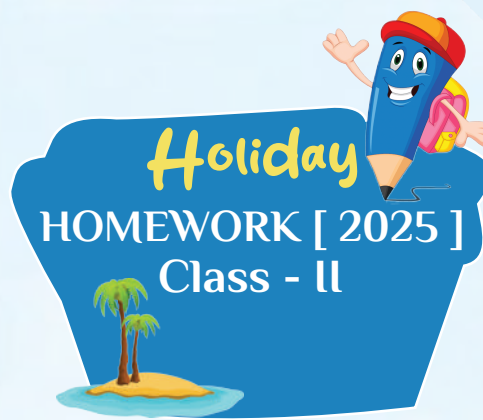
<https://pin.it/HnwJWQh70>





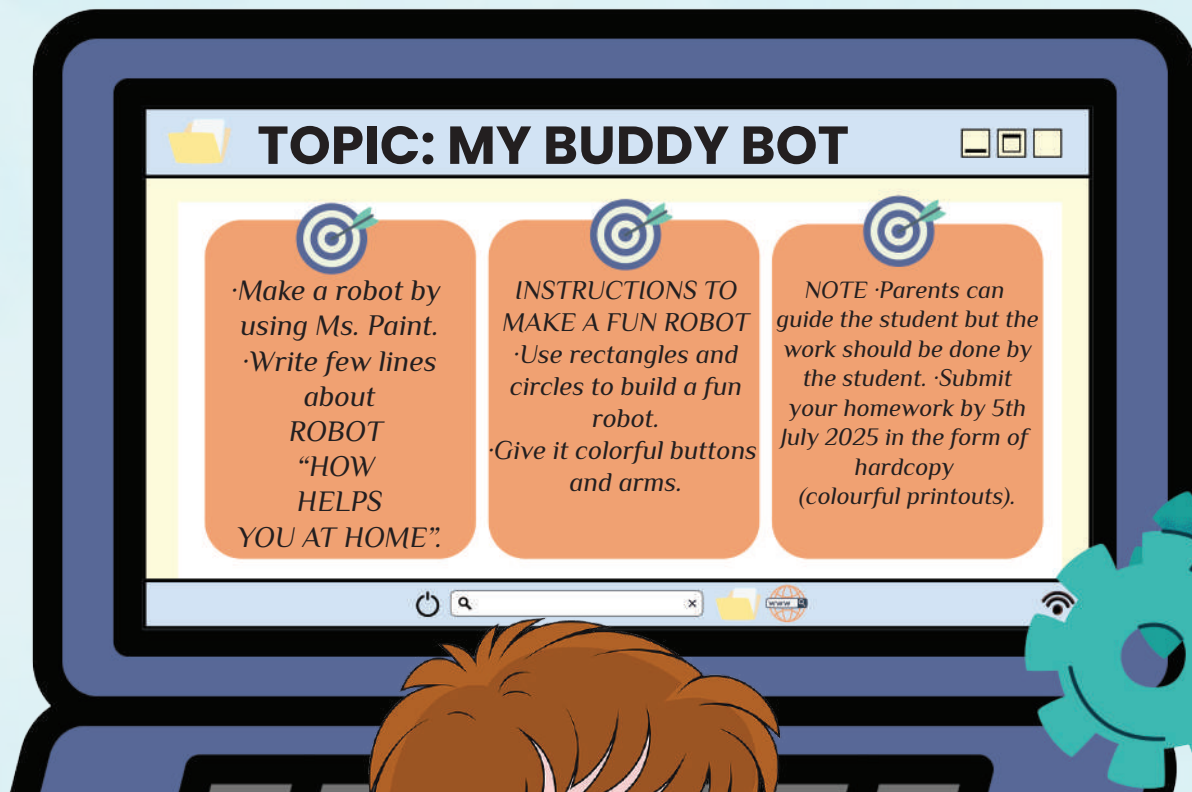
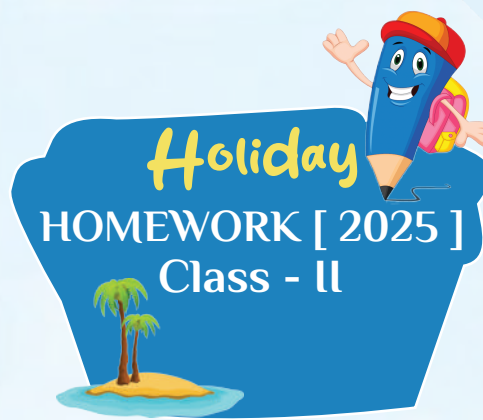
REFERENCE

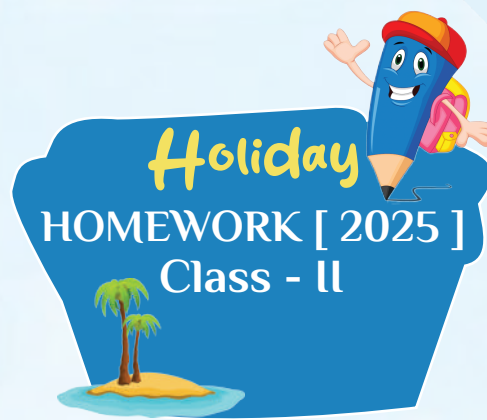




COMPUTER LITERACY







Happy
summer
Holidays

