

*No alarm clocks, no more rules,
No early mornings, rushing to school.
Just lazy days and skies so wide,
With sunshine as my daily guide.*

*Slippers on, no shoes to tie,
I chase the clouds across the sky.
Popsicles drip down sticky hands,
As castles rise from beachy sands.*

*Books to read or games to play,
Or simply dream the day away.
Starry nights and campfire songs,
With laughter echoing all night long.*

*No homework here, no tests to fear,
Just fun and joy while I am here.
But deep inside, I sometimes say,
"I miss my friends from school each day."*

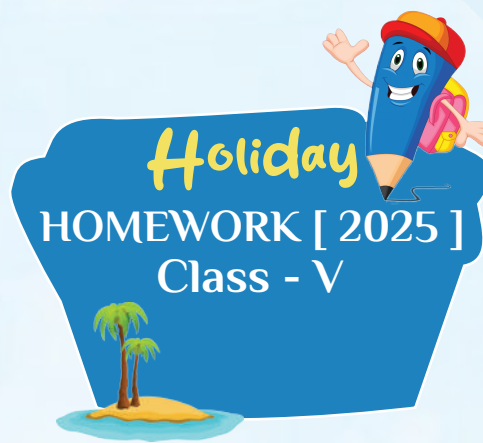
*Still, vacations bring a special cheer,
A break to treasure every year.
With memories bright and hearts so free—
Vacation feels like magic to me!*





*Poems can dance, stories can sing, and
English makes them all take wing!*





To be done in a scrapbook

A to Z Treasure Hunt-

Treasure hidden in your name and in your parents' name.

Instructions:

Find or think of something that starts with each letter of the names. For each, complete the creative task given. Add drawings or photos if possible!

A – Adventure

Invent the name of an imaginary place starting with A. Write 3 lines about what happens there.

B – Box

Find a box. Pretend it's a treasure chest. What's inside? List 5 magical things.

C – Creature

Create a new animal that starts with C. What does it eat? Where does it live?

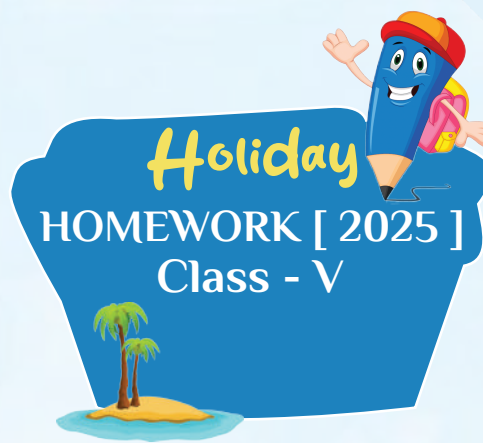
D – Dragon

Write a short description of a dragon whose name starts with D. What is its special power?

E – Echo

Say a word that echoes (e.g., cave, hello). Write a sentence that could echo in a magical cave.





F – Forest

Draw or describe a forest. Imagine you get lost there. What do you see and hear?

G – Giant

Create a riddle about a giant with a goofy name starting with G.

H – Helmet

Design a space helmet and describe which planet you'll explore wearing it.

I – Invitation

Write a party invitation to a unicorn, an alien, or a superhero.

J – Journey

Write 3–5 sentences about a journey in a flying jellybean car.

K – Kingdom

Invent a kingdom whose name starts with K. Describe its flag and one strange rule.

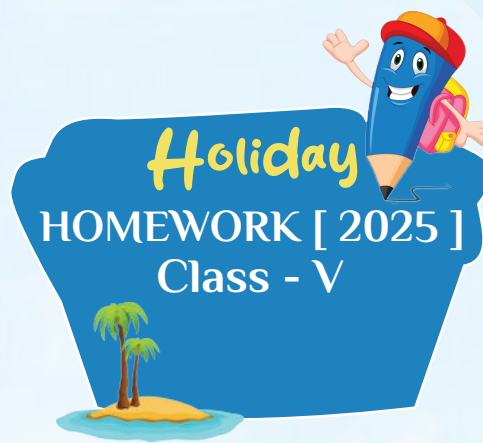
L – Lighthouse

Write about the strange looking lighthouse keeper. What was strange about him?

M – Map

Draw a treasure map with at least 5 landmarks (give each a creative name).





N – Notebook

Imagine you found a mysterious notebook. What's written on the first page?

O – Ocean

Write 4 lines of a poem about a glowing underwater city.

P – Potion

Make up a recipe for a magical potion using things from your kitchen (real or imaginary).

Q – Quest

Write a quest story beginning with: "Queen Quilla needed help..."

R – Robot

Design a robot and write a list of 5 things it can do for you.

S – Shadow

Imagine your shadow comes to life. What does it do when you're not looking?

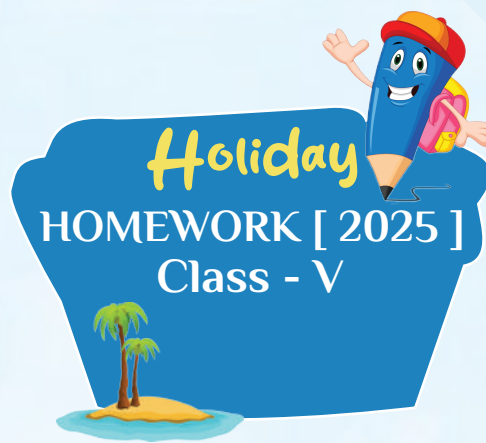
T – Time Machine

Write a postcard from the past or the future, after riding in a time machine.

U – Umbrella

Design an umbrella that does something more than block rain. What's its secret power?





V – Volcano

Write a weather report for a volcano that sneezes lava marshmallows!

W – Whistle

Imagine you blow a magic whistle. What happens next? Write 3–4 sentences.

X – X-Ray

You find X-ray glasses! What's the funniest or most surprising thing you see?

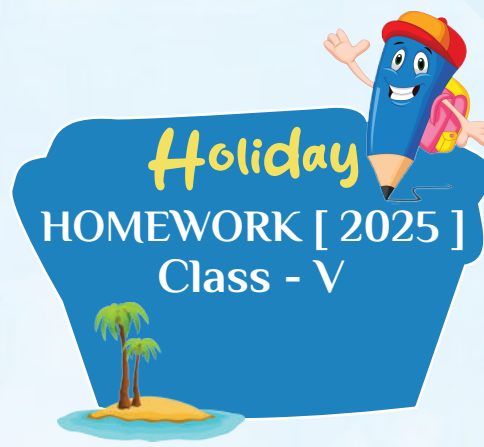
Y – Yawn

Describe a sleepy animal's dream after a long yawn. Use interesting describing words.

Z – Zoo

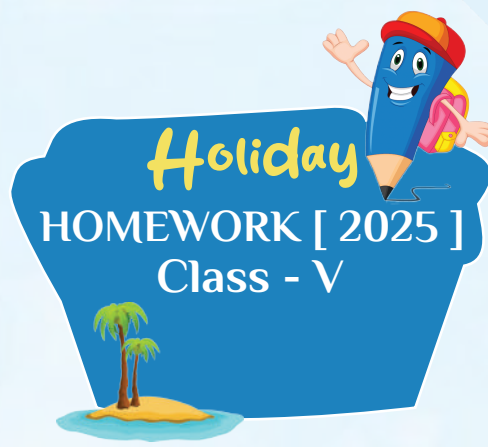
Invent a "Zany Zoo." Describe two animals that don't exist in real life.





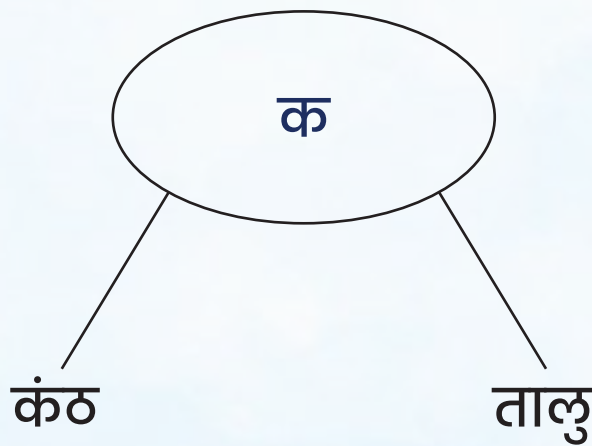
हिंदी है! एक अनमोल रत्न,
इसे जानना है! सबसे अच्छा कदम!

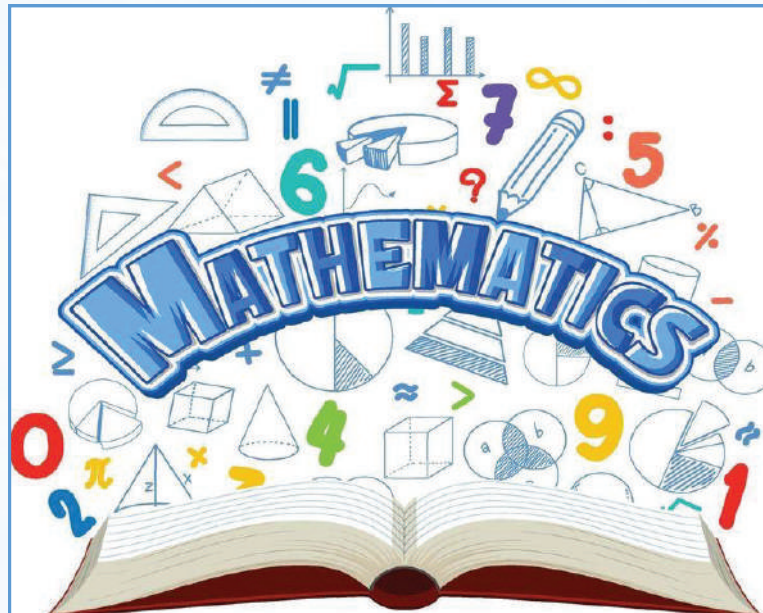
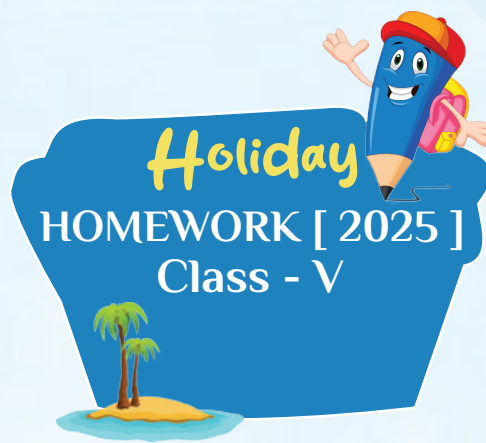




1. पाँच पेज सुलेख लिखिए। (अलग कॉपी में)
2. पर्यायवाची शब्दों पर एक वर्किंग मॉडल (working model) बनाइए। (Link are given below for the reference)
https://youtu.be/qT_4KZYiByM?si=gXp4S0Nt2GFqQyvT
3. नीचे दिए गए व्यंजनों का सही रा10364mm स्थान लिखिए।
क, न, प, च, ढ, ग, ट, थ (उत्तर पुस्तिका में)

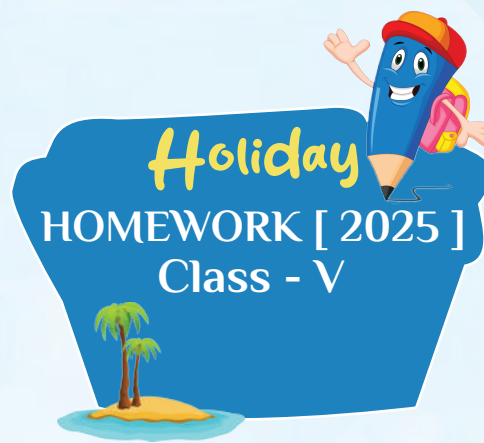
उदाहरण :





*Math is the key to unlocking mysteries—
every number has a story!*





Get ready to embark on the journey by following the given instructions:

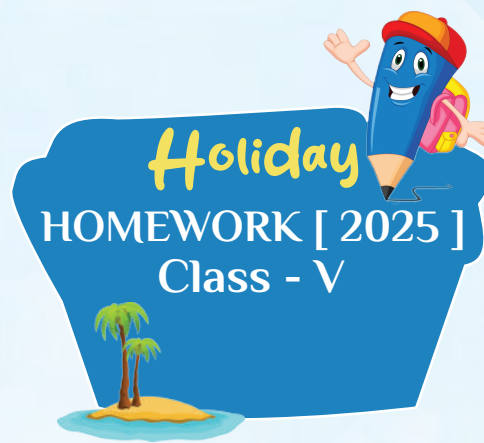
1. 'A table mat made with love is a meal served with joy.'

Keeping this in mind, make a '**Times Table**' mat (Tables from 2 to 12) on A3 sheet with your own creativity, get it **laminated** and let's have our meal with cleanliness. (Given below is the image for reference).

MULTIPLICATION CHART 1-20

1	2	3	4	5	6	7	8	9	10	11	12	13	14	15	16	17	18	19	20
2	4	6	8	10	12	14	16	18	20	22	24	26	28	30	32	34	36	38	40
3	6	9	12	15	18	21	24	27	30	33	36	39	42	45	48	51	54	57	60
4	8	12	16	20	24	28	32	36	40	44	48	52	56	60	64	68	72	76	80
5	10	15	20	25	30	35	40	45	50	55	60	65	70	75	80	85	90	95	100
6	12	18	24	30	36	42	48	54	60	66	72	78	84	90	96	102	108	114	120
7	14	21	28	35	42	49	56	63	70	77	84	91	98	105	112	119	126	133	140
8	16	24	32	40	48	56	64	72	80	88	96	104	112	120	128	136	144	152	160
9	18	27	36	45	54	63	72	81	90	99	108	117	126	135	144	153	162	171	180
10	20	30	40	50	60	70	80	90	100	110	120	130	140	150	160	170	180	190	200




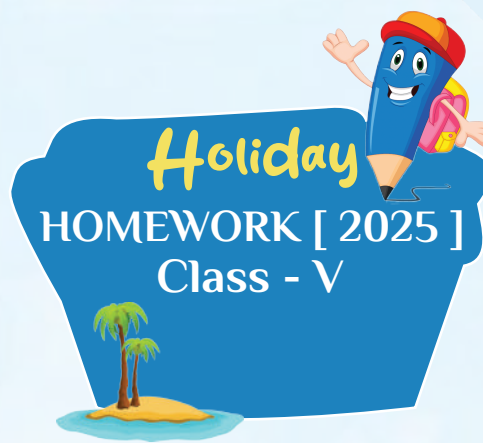


2. Solve four-word problems every day, one question of each mathematical operation in a separate notebook. (Refer different books and internet for the Questions.)

3. Make a Geometrical castle/house using thermocol sheet, cardboard etc. (given below is the image and YouTube link for reference)

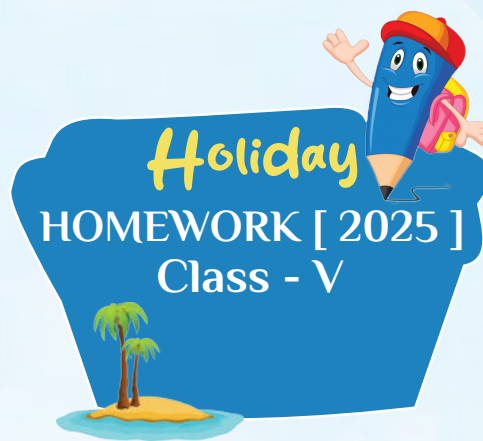
<https://youtube.com/shorts/AQkvfAvSsI?si=1uJ-J97ZVuUmIQOn>





Experiment, fail, learn, repeat—
that's real science!





**Make a model of the following
(Links are given for the reference.
Children can use their own creative
ideas also):**

1) Let's build a model of the *Galactic Explorers!*

**They zoom through space, discovering
stars, planets, and cosmic secrets!**

(a) Satellite Roll No.(1-3)

[https://youtu.be/OScp8vHCc14?si=O3xMoySvr
uaW6q4S](https://youtu.be/OScp8vHCc14?si=O3xMoySvr uaW6q4S)

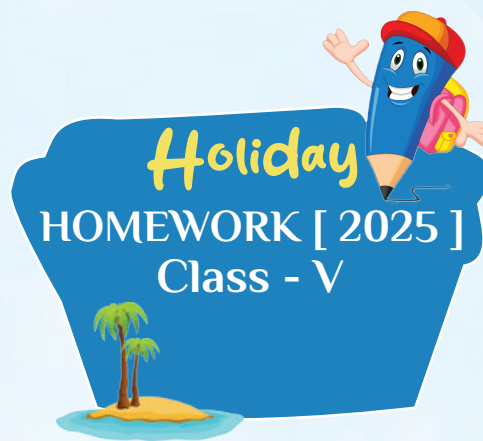
(b) Solar & Lunar Eclipse Roll No.(4-6)

[https://youtu.be/ggUM5JEvRdo?si=wJ9ZCYdB
XI VwM3](https://youtu.be/ggUM5JEvRdo?si=wJ9ZCYdB XI VwM3)

(c) Chandrayaan/Mangalyaan Roll No. (7-9)

<https://youtu.be/ZHYKmYPTTP4>





2) From robots to rockets, these *Mechanical marvels* show the magic of science and engineering!

(a) Smart street light Roll No. (10-12)

<https://youtu.be/JpqYeHFdOFk?si=ugxNAgFbs3mkJCaT>

(b) Automatic rain detector Roll No.(13-15)

<https://youtu.be/2uIbm5ThXQs?si=KHikaYJ0EzXIpAPI>

(c) Ropeway model Roll No.(16-18)

<https://youtu.be/9A9vKCtj04w?si=MIP2W7VXQXao3WDi>

**3) Join the *Anatomy Adventure* to explore the amazing human body!
From beating hearts to buzzing brains—discover how we work inside!**

Make working model of the following -

(a) Lungs Roll No.(19-21)

<https://youtu.be/zLW45KLaoSA?si=VjPHvqM17RWvHa-c>

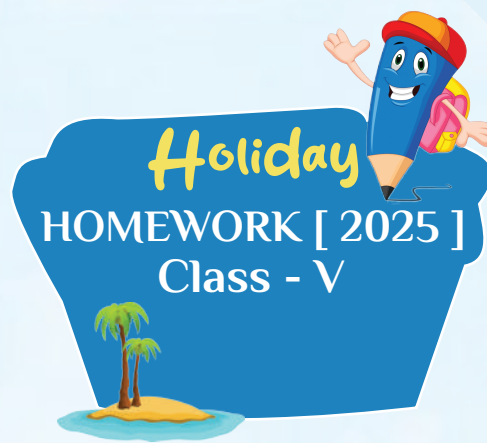
(b) Heart Roll No.(22-24)

<https://youtu.be/YxSeqHa1-aA?si=ogjHGFicLgBITrKA>

(c) Digestive system Roll No. (25-27)

<https://youtube.com/shorts/3v0litZU-3c?si=9Y1DX7B2JfxvWQ8M>



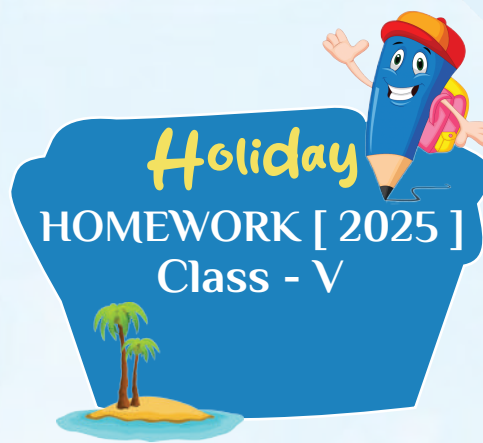


Social Studies



*Social science connects the past,
present, and future.*





Dear Students,
For your holiday homework, you are required to prepare a **project** on Assam, Kerala, and Rajasthan. Your work should include:

Roll no 1-7

- a. Landforms (**Model making**) of any state
<https://youtu.be/MghSSSoZ9Jw?si=bq3V50Ex8KDlat9V>

Roll no. 8-14

- a. Capital city and major cities
Important festivals, food, dress, jewelry and culture
(**Collage on Chart paper/ Model**)
<https://youtu.be/wBjlbrNb6ko?si=sEWV4ErvjMqxZkIS>

Roll no. 15-21


- a. Famous monuments and tourist spots
(**Model making**)
<https://youtu.be/QHOCibaApgA?si=BoNQZFOckV0kMUtI>
<https://youtu.be/V1rTISTf750?si=djuojD16JhGSaYr5>

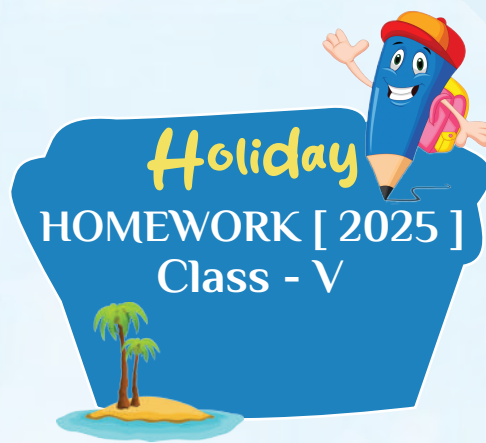
Roll no 21- 28

- a. Natural features (rivers, mountains, wildlife)-
(**Model making**)
https://youtube.com/shorts/_3SwNIPoH_0?si=c6zVZiKRklmrTg6j

Roll no -29-32

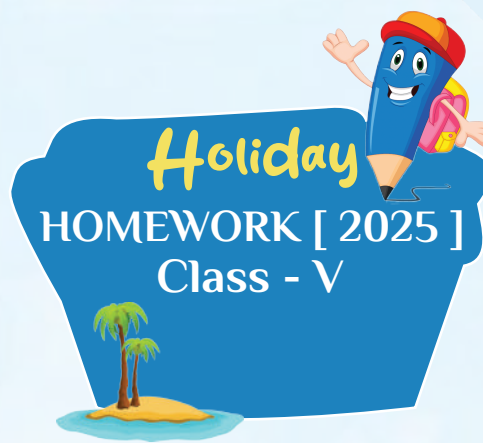
- Any interesting fact about each state





*Computers make work easier—
but you make it smarter.*





CLASS V

Project Title: "Create a Digital Scrapbook: 'My Favorite Gadget'"

Task Instructions:

Choose any one Gadget you love (examples: smartphones, drones, robots, electric cars, gaming consoles).

Make a digital scrapbook (using PowerPoint, Google Slides, or Canva).

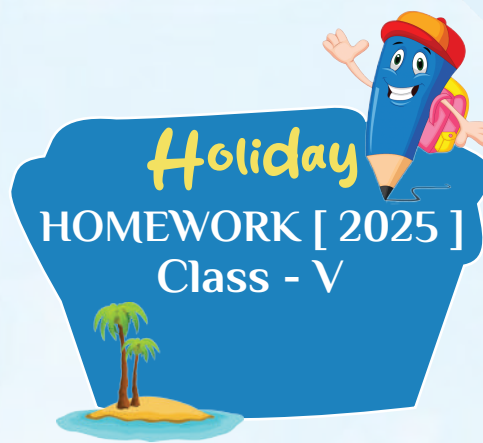
Include at least 5 slides:

Cover page with the title and your name

- **What is the Gadget?**
- **How does it work? (a simple explanation)**
- **Why do you like it?**
- **Fun facts or future ideas**

Add pictures, cool fonts, and colorful backgrounds to make it attractive!





OR

Project Title: "Create a Flash Card on a Latest Gadget"

Task Instructions:

Choose one latest gadget (examples: iPhone 15, Samsung Galaxy Z Fold 5, Apple Vision Pro, smartwatches, drones, VR headsets).

Make a Flash Card (can be made digitally using MS Word, PowerPoint, Canva, or even hand-drawn and scanned).

Include the following on the card:

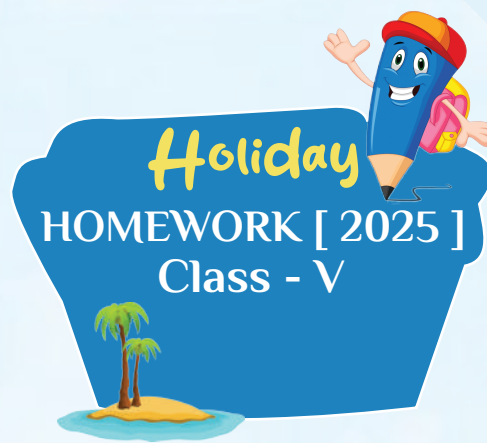
- Gadget Name
- Picture of the Gadget (insert or draw)
- Launch Year
- Main Features (at least 3–5 points)
- Price Range
- Which company made it?
- One fun fact

Keep it colorful, creative, and easy to read.

MAIL YOU WORK AT sadanaswati092@gmail.com





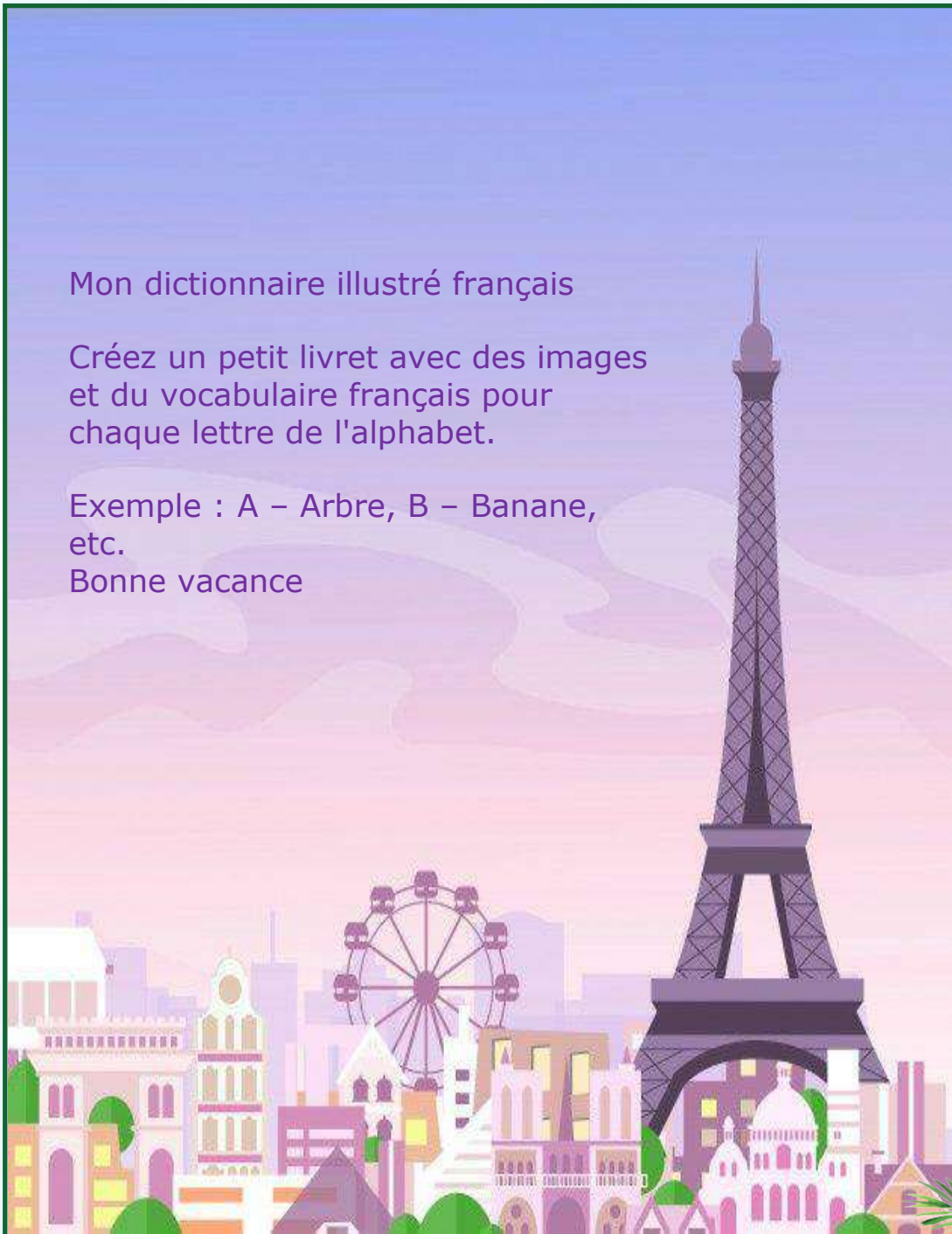


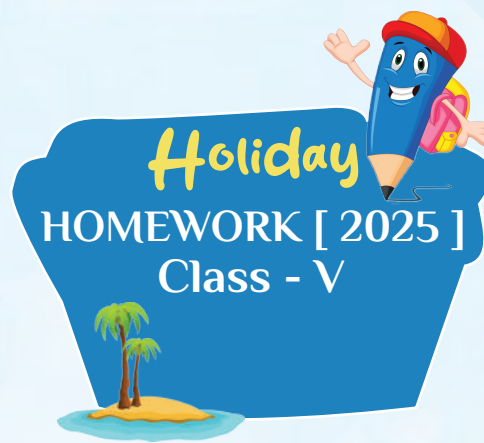
Mon dictionnaire illustré français

Créez un petit livret avec des images
et du vocabulaire français pour
chaque lettre de l'alphabet.

Exemple : A – Arbre, B – Banane,
etc.

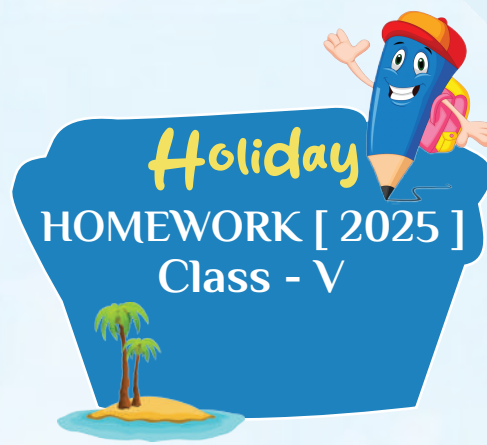
Bonne vacance





Neugier ist der erste
Schritt zum Wissen.

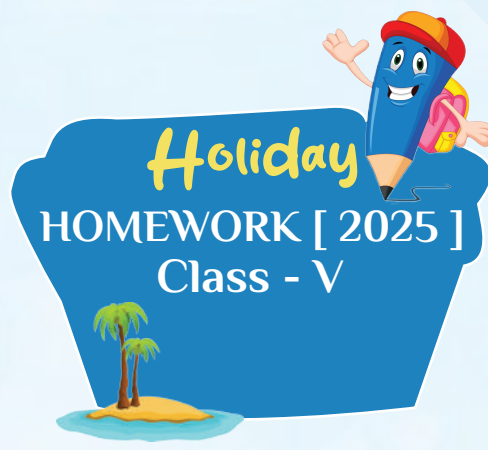




Color and Label Worksheet:

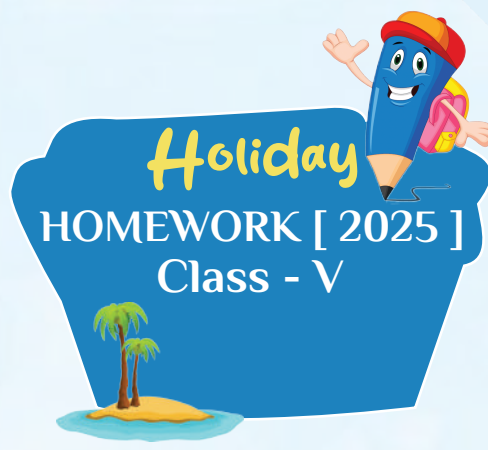
Draw and color 5
common objects
(e.g.: apple, sun,
house etc.), then
label them in
German.





शिक्षा मनुष्यस्य
भूषणम्





1- चित्रमय संस्कृत शब्दकोश (Word Chart)

विचार: जानवरों, फलों, रंगों एवं दैनिक उपयोगी वस्तुओं के द्वारा 20 शब्दों से चित्र सहित संस्कृत शब्दकोश बनाइए।

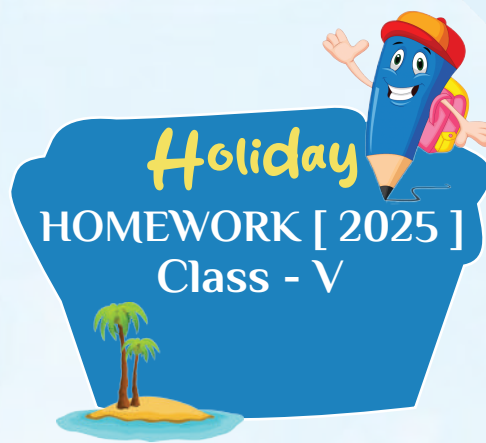
विषय - चित्रमय संस्कृत शब्दकोश

2- संस्कृत वर्णमाला

विचार : ए 4 शीट पर संस्कृत वर्णमाला के वर्णों को अलग- अलग रंगों से लिखिए तथा उन्हें याद कीजिए।

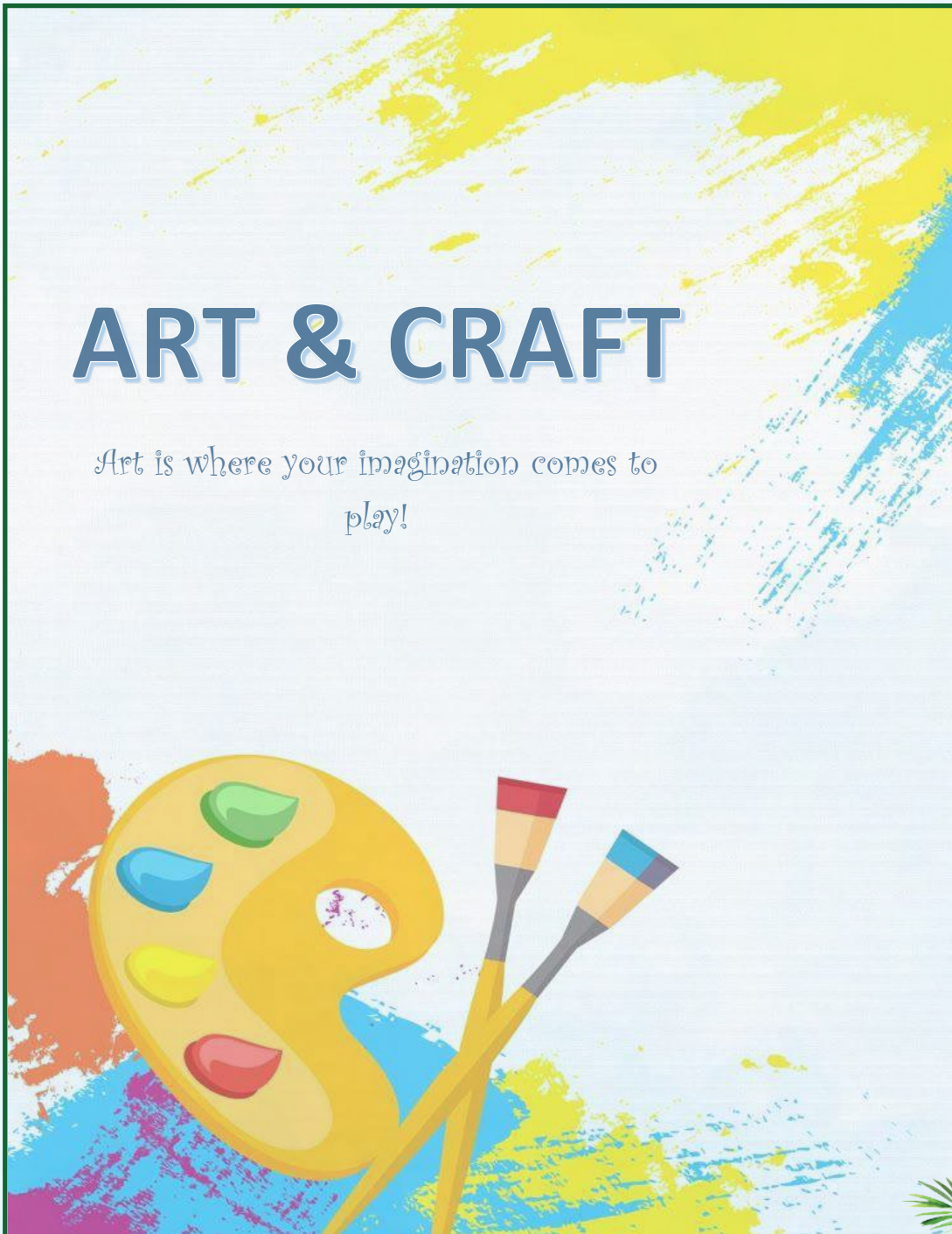
विषय : संस्कृत वर्णमाला

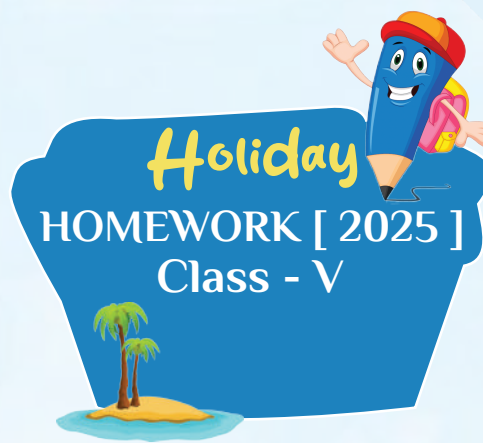




ART & CRAFT

*Art is where your imagination comes to
play!*





The students can do classic work with new creative ideas to create a work of art that is completely unique .

MAKE A BEAUTIFUL MADHUBANI PAINTING




GUIDELINES

1. A3 size ivory sheet is mandatory (double of A 4) .
2. Madhubani can be made only in Vertical form
3. Make beautiful borders only in Madhubani style .
4. Medium only posters colours and colourful Sketch pens .
5. Outlines can be done only with black gel pen or thin permanent Cd marker.

After making the Madhubani Painting write your full name, class , section in capital letters at the below corner on right side only in front.

Note : These are just reference images try to make something more creative and different if u can or you can pick same image (ANY ONE) .

Four Reference images of MADHUBANI PAINTINGS



CRAFT

Handmade creative TABLE CALENDAR

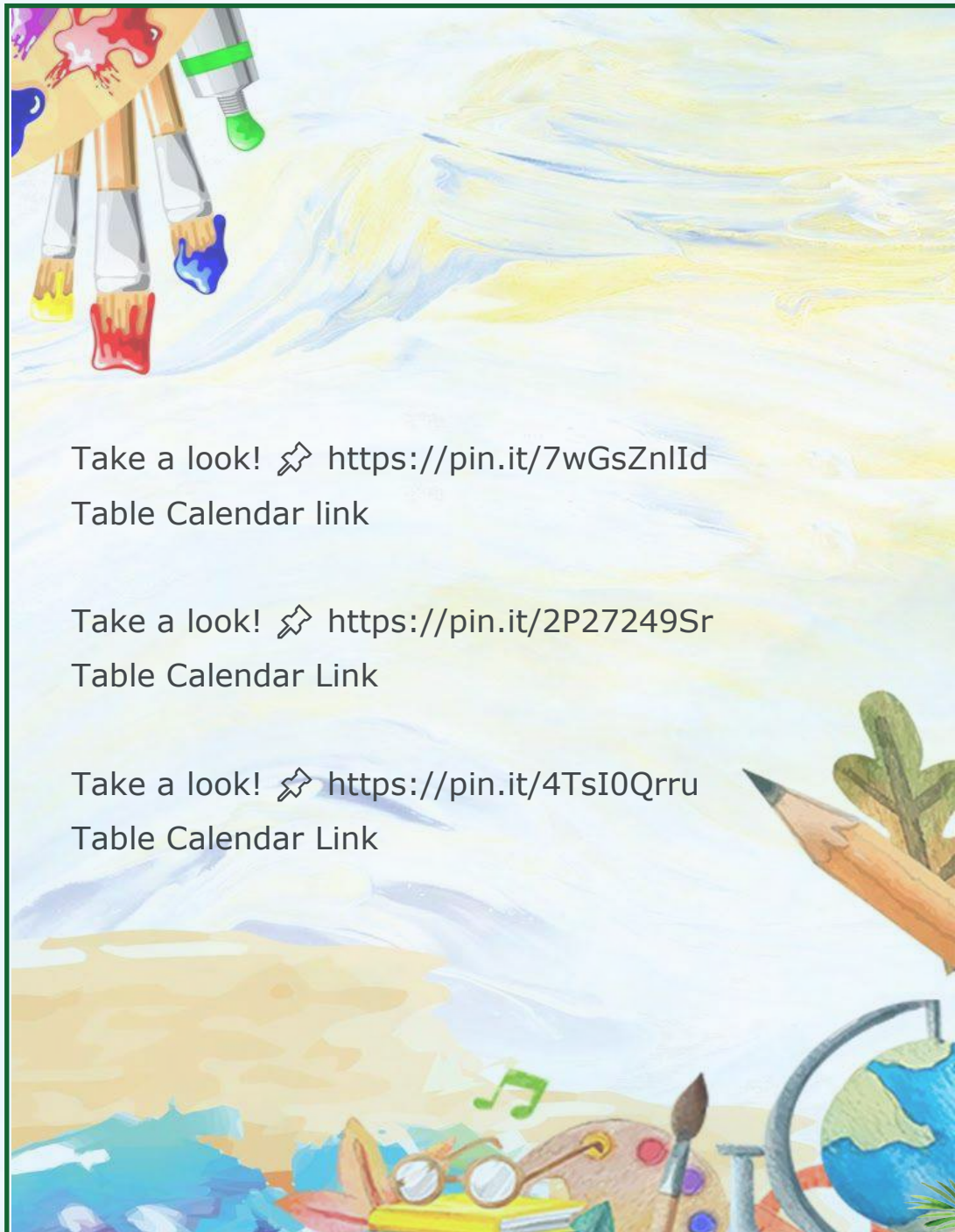
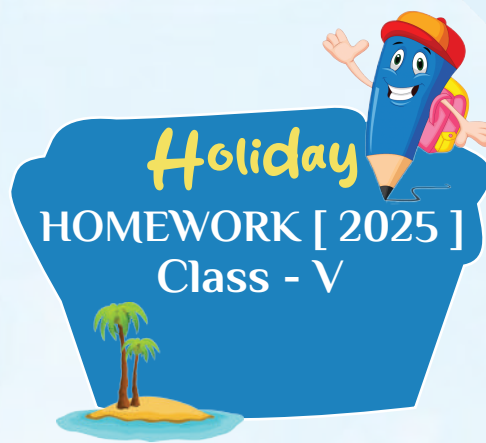
GUIDELINES

1. Reuse of old table calendar or Old Marriage Cards .
2. Monthwise can be make (APRIL TO SEPT. 2025) .
3. Pictures can be made monthwise festivals or if no festival in particular month any favourite painting can be made on that month .
4. Any type of craft work can be done at the corner areas.
5. Monthwise dates can be make neatly in good calligraphy or dates can be pasted in creative calligraphy font.

Note : These are just references try to make something more creative and different as per your choice .

Four Reference images of TABLE CALENDARS



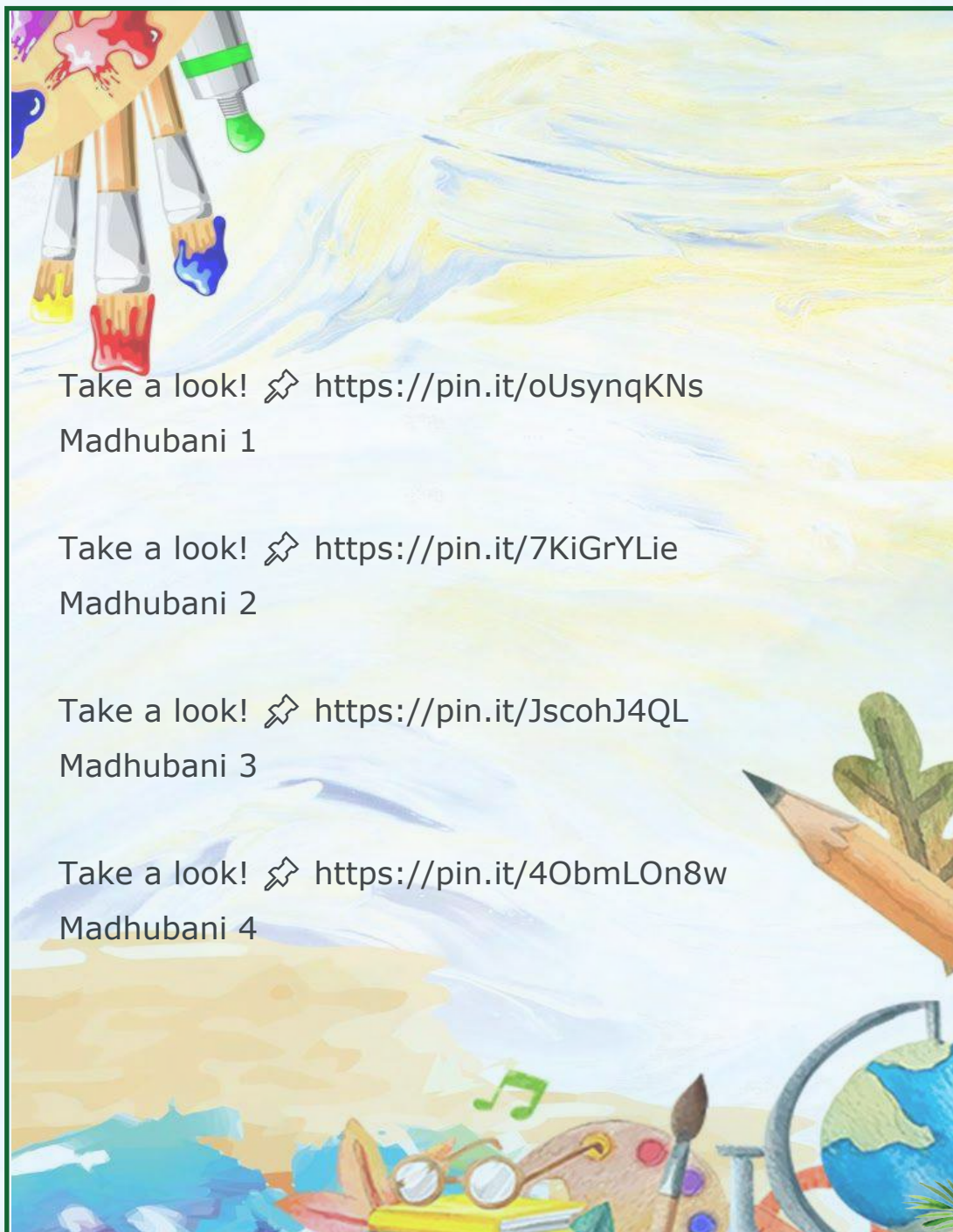
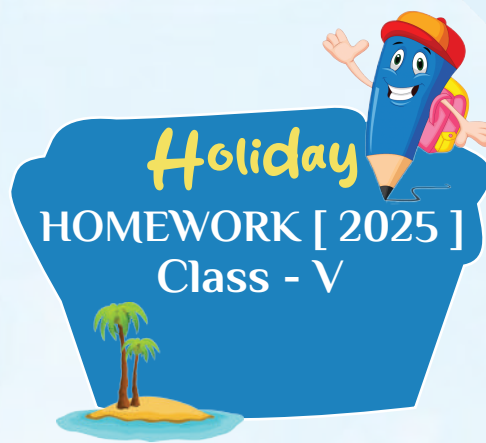


Take a look! ✨ <https://pin.it/7wGsZnId>
Table Calendar link

Take a look! ✨ <https://pin.it/2P27249Sr>
Table Calendar Link

Take a look! ✨ <https://pin.it/4TsI0Qrru>
Table Calendar Link





Take a look! ✨ <https://pin.it/oUsynqKNs>
Madhubani 1

Take a look! ✨ <https://pin.it/7KiGrYLie>
Madhubani 2

Take a look! ✨ <https://pin.it/JscohJ4QL>
Madhubani 3

Take a look! ✨ <https://pin.it/4ObmLOn8w>
Madhubani 4

