





## ENGLISH

### 1. Project: "Build Your Own Character" (Creative Writing+Art)

**Task:**

Invent your own fictional character and fill out a "character profile."

**Include:**

Name, age, appearance

Strengths and flaws

Backstory

One special ability

A hand-drawn or digital sketch

Write a short scene where this character saves the day!

### 2. "The Emoji Story Challenge"

**Task:**

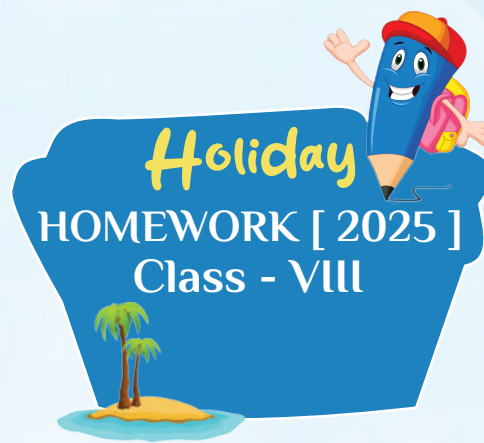
Choose 5-7 emojis and write a short story (150-200 words) using them as inspiration.

**Example:**

Emojis: Train-Lightning-Umbrella-Lost-Map-Smile

Build a story around these symbols, using your imagination to the fullest!



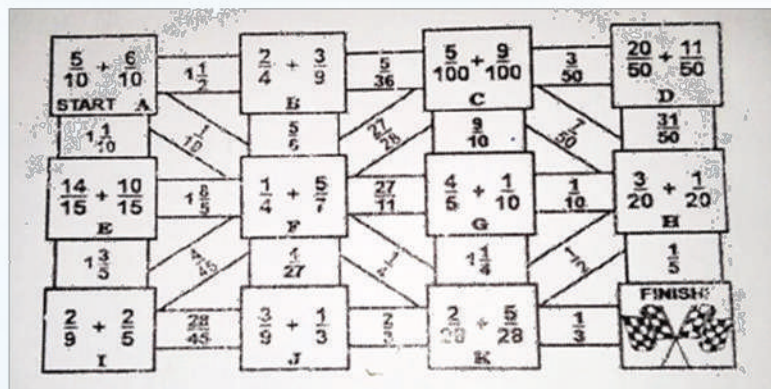


## HINDI

- (1) A.1 के फायदे और नुकसान पर तुलनात्मक लेख लिखें।
- (2) एक काल्पनिक डायरी का पृष्ठ लिखें जैसे हम सी साल आगे गए हों।
- (3) 2050 में पर्यावरण कैसा होगा? विषय पर एक पोस्टर बनाए।


## MATHEMATICS

1. Complete the attached maze based on mathematical concepts: arithmetic operations on rational numbers.



2. Solve the crossword puzzle focusing on concepts related to rational numbers.





**Across**

6. The product of 2 rational number is  
8. Another name for reciprocal  
10. A rational number that is equal to its negative  
11. A rational number that doesn't have reciprocal

12. Closure property under addition in whole numbers is

**Down**

1. A number extending from 1,2,3,4,5.....  
2. The reciprocal of -5 is  
3. A number extending from 0,1,2,3,4,5.....

4. For rational numbers division under associative property is

5. In rational numbers the letter p and q are  
7. Associative property under integers for division is  
9. A number that is **neither** positive nor negative

3. Solve all the questions of chapter 1 Rational Number and chapter 2 linear equations in one variable from the work-book.  
(Assignment Booklet).





#### 4. Survey Question:

Conduct a survey among your 20 neighbor families to determine their favorite season. Ask each person to choose one of the following options: Spring, Summer, Autumn, or Winter.

#### Task:

1. Collect the data and create a bar graph to represent the results.
2. Use a suitable scale and label the axes correctly.
3. Analyze the graph to determine the most popular season among your classmates.

## SOCIAL SCIENCE

#### Modern Indian Painting Forms:

Draw the given paintings on the full chart paper

1. Madhubani Art (Bihar)-Folk art using geometric patterns, vibrant colors, and natural themes. (Roll No: 1-6)
2. Jamini Roy's Style-Inspired by folk forms like Kalighat painting, using bold lines and earthy tones. (Roll No.: 7-12)
3. Raja Ravi Varma's Style-Blend of Indian mythology with Western techniques. (Roll No.: 13-18)



4. Bengal School of Art-Nationalist art revival with soft water colors and Indian subjects. (Roll No.-19-24)
5. Contemporary Gond & Warli Art-Traditional forms adapted into modern visual storytelling. (Roll No.-25-30 onwards)

**Revise the work done in book and note book**

## **SCIENCE**

### **TASK-1**

**Topic: Redefining The Future**

"Necessity is the Mother of Invention. Every Problem sparks a solution"

Dear Students,

As part of your holiday homework, you are required to prepare a model based on the theme "Redefining The Future". Think about real-life situations where a need led to a creative solution or Invention. Your model should reflect that connection.

**Instructions:**

Use easily available materials.  
Be creative and original.





Include a short written explanation (5-10 lines) about your model and how it connects to the theme.

**Links for your reference:**

[https://www.youtube.com/watch?v=Te2iDbfKyyk&list=PL5\\_z3z6HgdzeRUmA6zPcnKpymYmLE\\_0Al](https://www.youtube.com/watch?v=Te2iDbfKyyk&list=PL5_z3z6HgdzeRUmA6zPcnKpymYmLE_0Al)

[https://www.youtube.com/watch?v=HHMWYprWVJM&list=PL5\\_z3z6HgdzeRUmA6zPcnKpymYmLE\\_0Al&index=2](https://www.youtube.com/watch?v=HHMWYprWVJM&list=PL5_z3z6HgdzeRUmA6zPcnKpymYmLE_0Al&index=2)

[https://www.youtube.com/watch?v=afubt5G7MOY&list=PL5\\_z3z6HgdzeRUmA6zPcnKpymYmLE\\_0Al&index=7](https://www.youtube.com/watch?v=afubt5G7MOY&list=PL5_z3z6HgdzeRUmA6zPcnKpymYmLE_0Al&index=7)

[https://www.youtube.com/watch?v=O4fM97UD8EE&list=PL5\\_z3z6HgdzeRUmA6zPcnKpymYmLE\\_0Al&index=17](https://www.youtube.com/watch?v=O4fM97UD8EE&list=PL5_z3z6HgdzeRUmA6zPcnKpymYmLE_0Al&index=17)

**Enjoy your holidays and happy inventing!**

## **Task-2**

**Theme:** Science for Self-Care-Exploring Chemistry in Everyday Life.

Dear Students,

This holiday, let's explore how science helps us stay clean, healthy, and refreshed! Your task is to create a DIY personal care product such as soap, moisturizer, lip balm, or hand scrub using safe and natural ingredients.







**Instructions:**

1. Choose any two products to prepare at home.
2. **Record:**
  - I The ingredients used and their properties.
  - II The science behind how it works (e.g., emulsification, cleansing, moisturizing).
  - III The procedure, with photos
3. Decorate and label your final product.

**Objective:**

To understand the role of chemistry in daily self-care products and promote eco-friendly, homemade alternatives.

**Have fun exploring the science in your skincare!**

**TASK-3**

**Dear Students,**

This holiday, let's work together to protect our environment by turning plastic waste into something useful!

Your task is to create an Eco-Brick-a simple, fun, and eco-friendly way to reuse non-biodegradable plastic at home.








### **What is an Eco-Brick?**

An Eco-Brick is a plastic bottle tightly packed with clean, dry plastic waste. It can be used as a building block for making furniture, walls, and more.

### **Why Eco-Bricks?**

- I Reduces plastic pollution
- II Encourages recycling at home
- III Builds awareness about waste management
- IV Promotes creativity and sustainability

### **Instructions:**

1. Collect a clean, dry plastic bottle (500 ml to 2 L in size).
  2. Gather clean and dry plastic waste such as wrappers, packets, straws, bags, etc.
  3. Cut the waste into smaller pieces for easier packing.
  4. Pack the plastic tightly into the bottle using a stick or similar object.
  5. Weigh your Eco-Brick-it should be solid and firm when done.
- 



## SANSKRIT

1- संस्कृत पोस्टर मेकिंग

विषय: स्वच्छता, पर्यावरण, शिक्षा या नारी सम्मान पर संस्कृत में पोस्टर बनाइए।

2- संस्कृत दिनचर्या

विषय: ए 4 शीट पर अपनी दिनचर्या को संस्कृत में लिखिए।

## FRENCH

Utiliser un vieux t-shirt ou un sac en tissu pour représentant  
la culture française de manière innovante.





## INFORMATION TECHNOLOGY

**Make a HTML website/web page, on the following topics:**

- 1. Hobby Showcase:** Design a web page to showcase a hobby or interest, such as photography or music. (Roll no : 1 to 5)
- 2. Travel Blog:** Build a web page to share travel experiences, destinations, and tips. (Roll no: 6 to 10)
- 3. Environmental Awareness:** Create a web page to raise awareness about environmental issues and conservation. (Roll no 11 to 15)
- 4. Healthy Habits:** Design a web page to promote healthy habits, nutrition, and wellness. (Roll no 16 to 20)
- 5. Career Exploration:** Build a web page to explore different careers, job roles, and required skills. (Roll no 21 to 25)
- 6. Gaming Website:** Build a web page for a favorite game, including rules, strategies, and review (Roll no 26 to 30)
- 7. School Website:** Create a website for your school, including pages for about us, contact us, and events. (Roll no 31 to 35)





*Holiday*  
HOMEWORK [ 2025 ]  
Class - VIII

