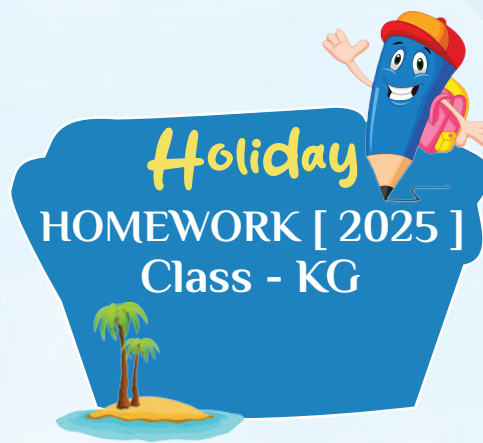


SUMMER HOLIDAYS





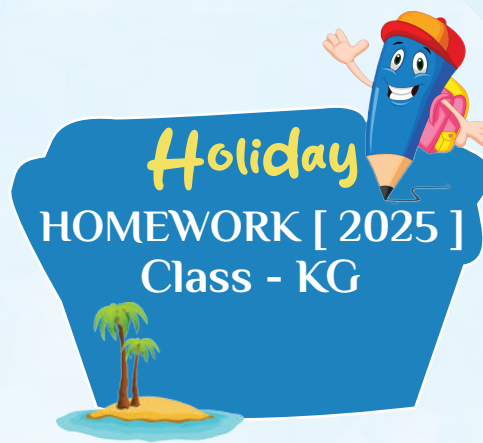
**SUMMER IS MESSY ,SUMMER IS FUN
LET'S GIVE A BIG FAT CHEER
TO SUMMER**

Dearparents,

We wish you and your child a very happy summer holidays. It's time to enjoy and create a bond with your children. To utilize this time in the most constructive way, we have prepared holiday homeworkforthe kids on the principal of 'learning by doing' for their holistic development. We request the parents to encourage their child for few things...

So here we go....





SUMMER TIPS

1. Dress your child in Loose , Light coloured clothes.
2. Take them for outdoor activities in the morning and evening hours.
3. Keep your children hydrated. Make them drink Lots of water.
4. Books are children best friends. Create your child's interest in different colourful books.
5. Motivate your children to speak golden words.
6. Have a bed-time story session with your kids.



Holiday
HOMEWORK [2025]
Class - KG



LET'S LEARN TO BE INDEPENDENT

1. *Buttoning and unbuttoning the shirts.*
2. *Folding the apron, mat and clothes.*
3. *Learning to wear the shoes and socks.*
4. *Washing hands before and after meals.*
5. *Arranging the toy shelf.*



Holiday
HOMEWORK [2025]
Class - KG



LET'S LEARN GOOD MANNERS

- 1. Always greet others and introduce yourselves with a big smile.*
- 2. Be polite when talking and always respect your elders.*
- 3. Always pay attention when someone is speaking to you.*
- 4. Use magical words- SORRY ,
THANKYOU AND EXCUSE ME.*



Holiday
HOMEWORK [2025]
Class - KG



LET'S LEARN TO SPEAK SENTENCES

1. I Love playing with my toys.
2. I am hungry, Can I have something To eat?
3. I am excited for my birthday.
4. Let's go to the park.
5. I have completed my work.
6. I am feeling good today.
7. I am sorry for hurting you.
8. I will clean my room.



LET'S LEARN TO MAKE CHOICES

GOOD OR BAD CHOICES
Colour the good choices green and the bad choices red.

 Listening	 Being messy	 Helping others.	 Swinging my chair	 Raising my hand
 Calling out	 Always trying my best	 Pushing others.	 Saying thanks	 Stealing
 Being kind	 Following instructions	 Hurting others	 Not listening	 Keeping my things tidy
 Throwing things	 Sitting nicely in my chair	 Bullying	 Sharing	 Not doing my best work



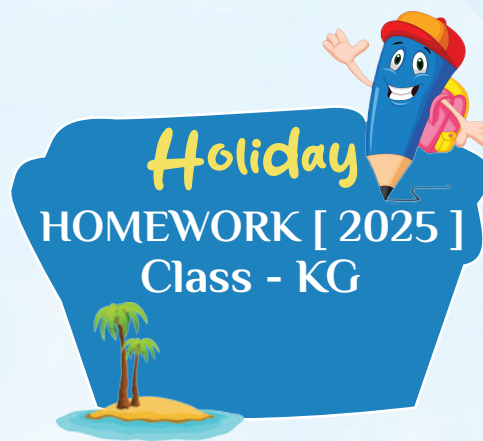
Holiday
HOMEWORK [2025]
Class - KG

LET'S LEARN TO TALK

TALK for 1 MINUTE
FOOD

<p>1 Talk about your favorite dish and how to cook it.</p> 	<p>2 Talk about foods you dislike the most.</p> 	<p>3 Talk about your country's national dishes.</p> 
<p>4 Talk about why healthy food is important.</p> 	<p>5 Talk about your favorite café or restaurant and why you like it.</p> 	<p>6 Talk about the most unusual food you've ever eaten.</p> 
<p>7 Talk about what you usually eat for breakfast/lunch/dinner.</p> 	<p>8 Talk about who are better cooks, women or men.</p> 	<p>9 Talk about fast food.</p> 
<p>10 Talk about table manners you know.</p> 	<p>11 Talk about dishes you cook the best.</p> 	<p>12 Talk about the best food for a party.</p> 





ENGLISH

1. Group 1 - Write 5 words of all letter sounds (s,a,t,i,p,n) of group 1 and draw or paste their pictures in 3 in 1 notebook.



2. Read the Fitzroy stories A Fat Cat and A Big Pig .

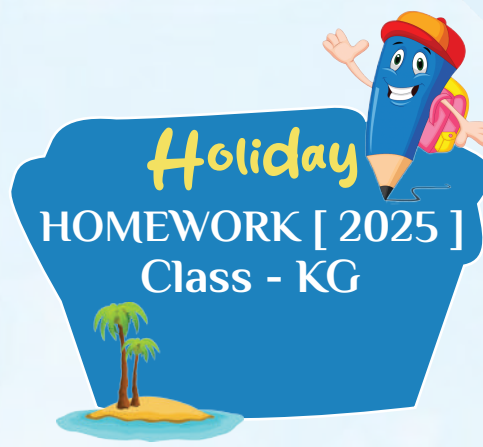


EVS

1. Paste 5-5 pictures of outdoor and indoor games In a scrapbook.

2. Draw or paste 5 pictures of each land, water and Aerial animals in a scrapbook.





HINDI

1. Do oral practice of vyanjan क- श्र.

Link - <https://youtu.be/bzNsUO3Vzdo?si=2QGH7CUvUcQAgPu9>

2. क वर्ग के व्यंजन के 3-3 चित्र सफ़ाप बुक में चिपकाएं ।

क

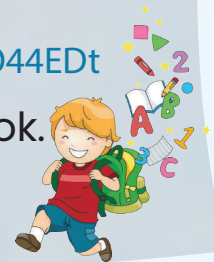
जैसे -

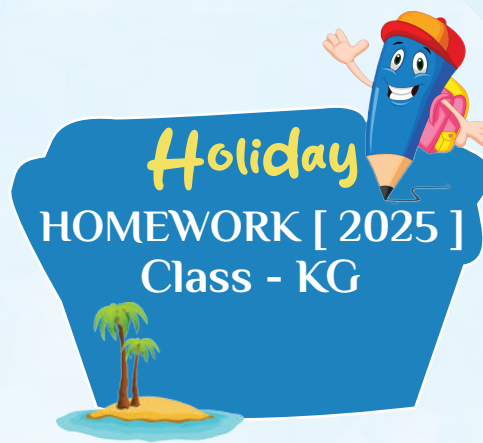


3. Let's know how we can make दो अक्षर वाले शब्द-
(Do oral practice only)

Link- <https://youtu.be/1PbfeKoyDec?si=2g6jMybo7RO44EDt>

4. Learn क वर्ग rhymes given in Hindi Sarika book.





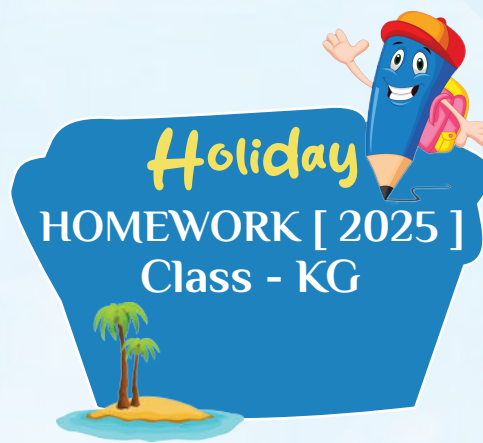
MATHS

1. Create a number wall using sticky notes or flashcards with numbers 1-20 in your scrapbook.
2. Create 2D shapes using ice cream sticks.
3. Draw a self portrait using shapes and colours .

Or

Draw a nature scene using shapes and colours
(e.g. trees , flowers , animals)





ART & CRAFT

Complete the following activities in art file:-

1. Activity 18 - Umbrella Pencil Shaving Art
2. Activity 22 Father's Day Special

ACTIVITY 1 (Roll no 1 to 12) - Pop Art Design

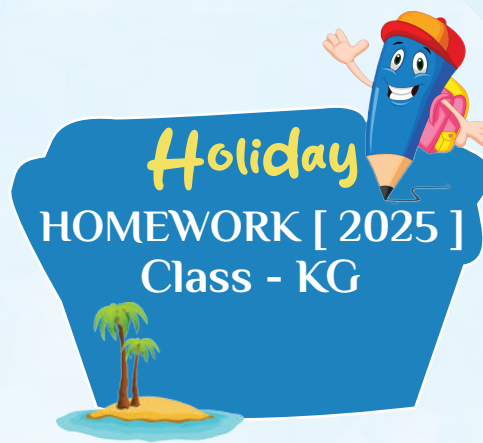
MATERIAL REQUIRED :-

A4 size colourful sheet
A4 size cardboard for the base
colourful sketch pen
Fevicol

INSTRUCTIONS :-

Design your own name
Kindly refer to the video attached below-
<https://pin.it/769Cw0UzY>





ACTIVITY 2 (Roll no 13 to 23) - Piet Mondrian Style Art (Primary colours)

MATERIAL REQUIRED:-

Cardboard for base
White chart paper
Poster colours (Red, yellow and blue)
Masking tape
Fevicol

INSTRUCTIONS :-

Kindly refer to the video attached below:-

<https://pin.it/2fTYH6zBg>





READING IS FUN



The cat.



The fat cat.



The fat cat is
on a mat.

The cat can nap on the
mat.



A **hen**.

Ted is a **hen**.

The **hen** is **red**.

Ted is a **red hen**.





READING IS FUN

The pet.

The jet.

The vet.

The pet is in the jet.

The vet is in the jet.

The vet met the pet in the jet.

The pet is in a net.



The kid.

The pig.

The lid.

The kid and the pig.

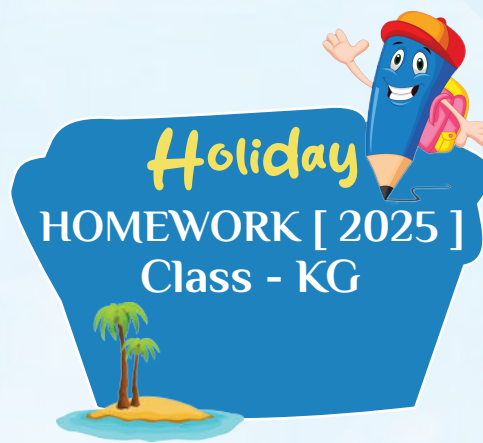
The kid and the pig sat in the lid.

The kid and the pig hid in the lid.

The lid slid and slid.

The kid and the pig hit a big hill.





READING IS FUN

The bin.

The tin bin.

The big tin bin.

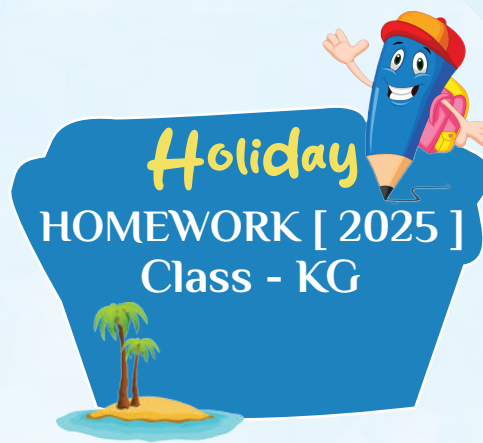
Hit the tin bin and win!

Hit the bin "six" to win.

He has hit the tin bin.

He has hit the tin "six" to win.





Happy Summer!!!

**May the holiday season fill your home with
joy, your heart with love, and your life with
laughter..**

**Wish you good health and quality time
this summer !!**

