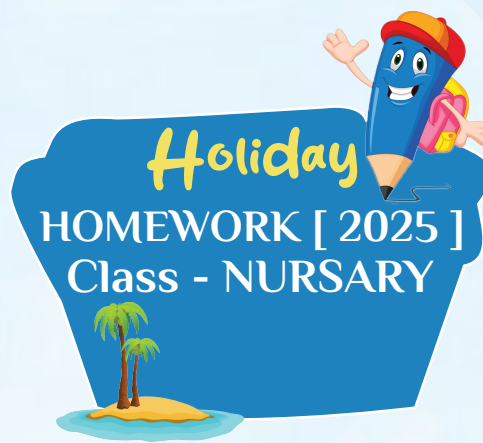




Là Crème

Play School | Nursery | Kindergarten





DEAR PARENTS

We know summer holidays are the time of the year when you get an opportunity to spend time with your child. To keep the little ones indoor in the sweltering heat and to utilize their time in creative activities, we have attempted To design meaningful creative activities to occupy the kids in their free time. We hope you have an enjoyable summer vacation with your kids. Here are a few tips which will engage your kids in holidays:



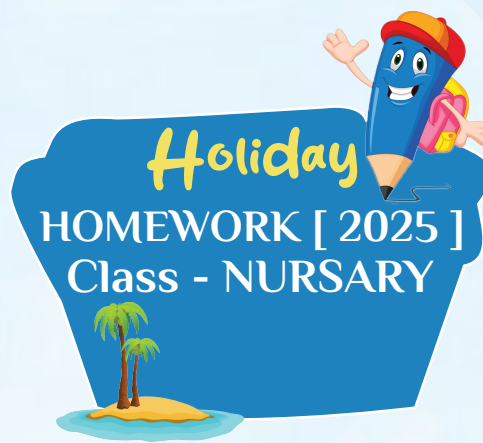
1. Suggested Books

Books are a man's best friend. Buy different picture books, coloring books and story books for your child. Let the child do picture reading, color the sheets in coloring book and recall the characters and incidents of the story

2. Know your Home


Play different games with your kids to encourage them to express themselves freely and make them more responsible. It is increasing their self-confidence and helping them grow into Independent and confident individuals. Collect things that belong to different rooms in the house and ask your child to name the objects and the room which they belong to. Help them to place the things back at the right place





3. Suggested TV Channels

Baby T.V.
Discovery kids
Disney Junior



4. Suggested Movie

The Jungle Book
Good Dinosaur


5. Get Close to Nature

Take your child for a regular morning walk to breathe in fresh air. Make him aware of the benefits of morning walk and tell him/her about different types of plants, flowers and birds so he/she can generate love for nature

6. Let's Converse in English

How are you? I am fine,
Thank you. I am thirsty,
please give me water.
I am hungry, please give me
food/fruit.
I have finished my work/food.
Please open/close my
Bottle/tiffin/bag.
Please switch on/off the light/fan.





7. Home Assignment

Take a printout of worksheets and help your child to complete them

8. Practice Work

Instruct your child to do 5 pages of alphabets and 5 pages of digits done in the class .



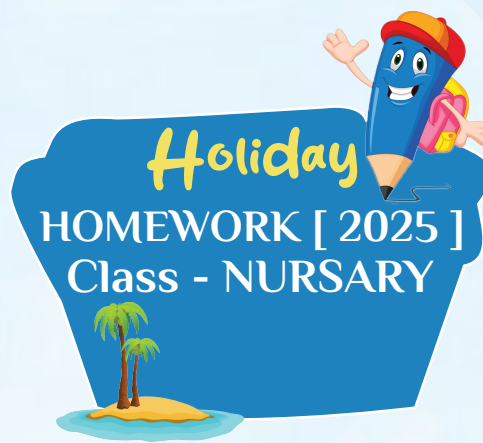
9. Project Work

Prepare five flash cards on an A4 size sheet and get them laminated according to roll no. and topics which have been mentioned below:

Roll No.

- | | |
|----------|----------------------------------|
| 1 to 4 | Objects with letter sound/e/ |
| 5 to 8 | Health & Hygiene |
| 9 to 12 | Objects for number counting 1-10 |
| 13 to 16 | Summer Fruits |
| 17 to 21 | Objects with letter sound/h/ |






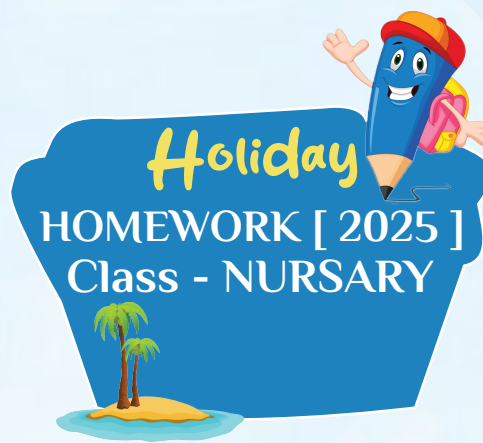
Celebrate Father's Day (17 June)

"A Dad is someone who holds you when you cry, scolds you when you break the rules, shines with pride when you succeed and has faith in you even when you fail"

Arrange a surprise party for your father with the help of your mother by preparing a sandwich and lemonade with your little hands. And decorate a card and give it to your father.

HAPPY FATHER'S DAY





Let's celebrate International Picnic Day


18th June is International Picnic Day, plan a picnic and collect memorable pictures and prepare a collage on A4 size sheet.

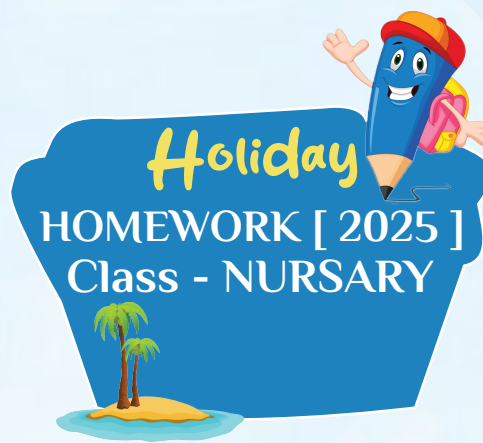
Submission

Notebooks, Project work & Home Assignment

On 12th July

Books on
16th July





LET'S DO REVISION

ENGLISH:

Practice the letter formation and letter sound of letters
(Aa- Hh)- Daily once in rough notebook.

ART & CRAFT:

Activity 20 Fish Pencil Shaving Art
Activity 21 Dress them up

MATHEMATICS:

1.Make a working model on what comes after & before
(1-10).

Material Required:

- 10 Circle shapes cutouts.
- 10 Ice-cream Sticks.
- Fevicol
- 1 Cardboard cut in Half semicircle.

Kindly refer the following links

https://youtu.be/cub9QrSjOMc?si=vZqJDWtP0DknZ_C4

2.Do pg no. 111,112,113,114,115 &117 in PP1 worksheet.

EVS:

Paste the following in EVS notebook.

1.Any five favorite musical instruments, playground
things and classroom objects.

2.Draw & color/ paste your favorites on pg no. 81,82 in
EVS book.

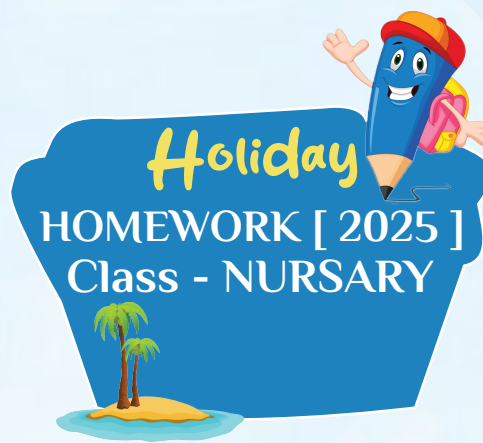




EXPLORE AND LEARN

Visit the park and collect big and small leaves and paste here.





TIME TO SHOW YOUR CREATIVITY

❖ MAKE YOUR NOTEBOOK

- Take A Black A4 Size Sheet
Fold It in A Half
- Make Its Face with Hands and Legs
- Below is the sample



Roll no: 1 to 10

❖ ACTIVITY NAME-POPSICLE STICK FISH

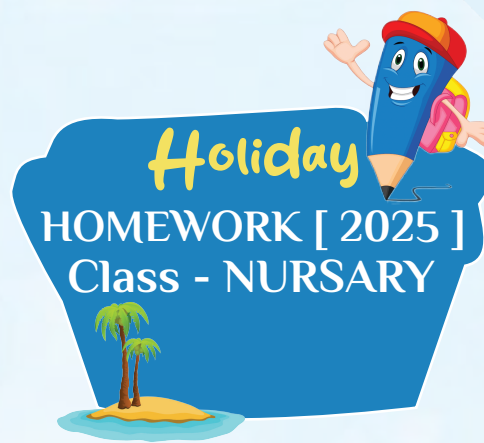
MATERIAL REQUIRED

- A3 size Blue pastel sheet for base
- Ice cream sticks
- Colourful thermacol balls
- Googly eyes
- Colour pastel sheets for the body of fish
- Fevicol

INSTRUCTIONS

- Kindly refer to the picture attached below





Roll no: 11 to 21

ACTIVITY NAME-OCEAN FRIENDS

MATERIAL REQUIRED

- A3 size Blue pastel sheet for base
- Ice cream sticks
- Poster colours
- Brushes
- Googly eyes
- Colour pastel sheets for the body of aquatic animals
- Fevicol
- Red Paper Straw for crab's legs

INSTRUCTIONS

- Kindly refer to the picture attached below



Since 1994

Public School

Explore | Expand | Excel

J-1, Delta-2, Greater Noida

